

UTRADE HK USER GUIDE



Last Updated on Sep 2022



CONTENT

LOGIN / LOGOUT	5
Login	5
Login (For Clients in Mainland China)	6
Forgot Password	7
Logout	11
WATCHLIST	12
Recent Search	12
Watch List	13
Edit Your Watch List	14
View Watch List in Different Formats	15
QUOTE.....	16
Search Quote	16
View the Stock Chart	17
Buy & Sell Shortcut	18
Types of Quote Services	19



CONTENT

TRADE	20
Place Order	20
Conditional Orders in HK Market	
– Send When Nominal Rises At/Above	21
– Send When Nominal Falls At/Below	23
– Hold Until I release	25
– Stop Limit	28
– OCO (One Cancels the Other)	31
Conditional Orders in US Market – Stop Limit	33
HK and US Stocks – Good-Till-Date (GTD) Orders	35
Order Book	
– Track Order	39
– Order Book - Modify Order	40
– Order Book - Filter Your Order Book	41
Portfolio	42
Cash Overview	44
Trade History	45
PRICE ALERT (HK Streaming Users Only)	46
CHARTGENIE TECHNICAL ANALYSIS.....	48



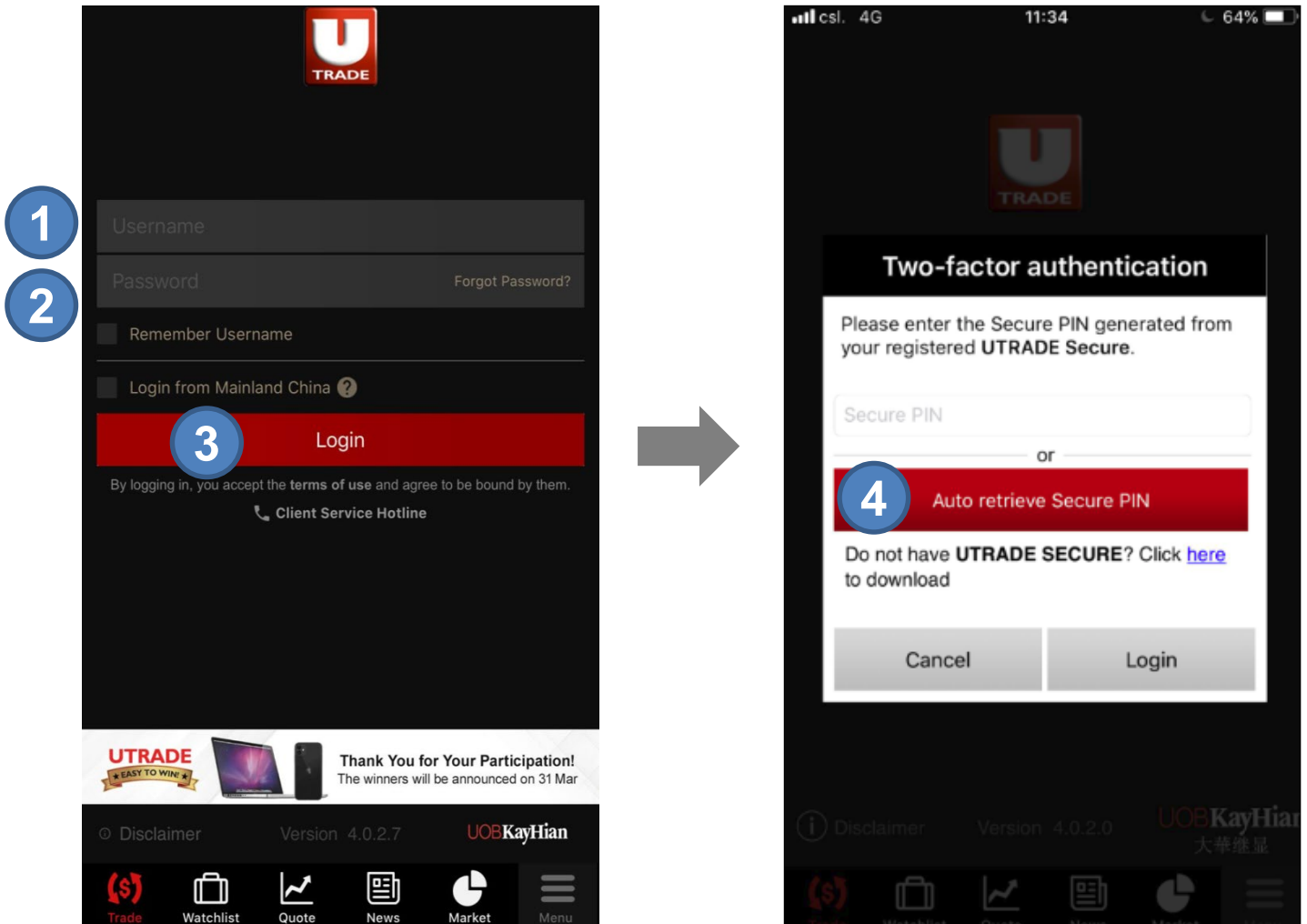
CONTENT

e-IPO	51
IPO Subscription	51
IPO Subscription History	53
IPO DETAILS	54
IPO PERFORMANCE	55
NEWS	56
MARKET	57
MARKET (US) (US Streaming Subscribers Only)	58
UTRADE RESEARCH	59
Research Reports	59
Weekly Forecast	60
UTRADE HIGHLIGHTS	61
Promotion	61
Seminar	61
APP SETTINGS	62
Change Username	63
Change Password	64
Order Notification Email	66



LOGIN / LOGOUT

Login



STEP 1 Enter your **Username**

STEP 2 Enter your **Password**

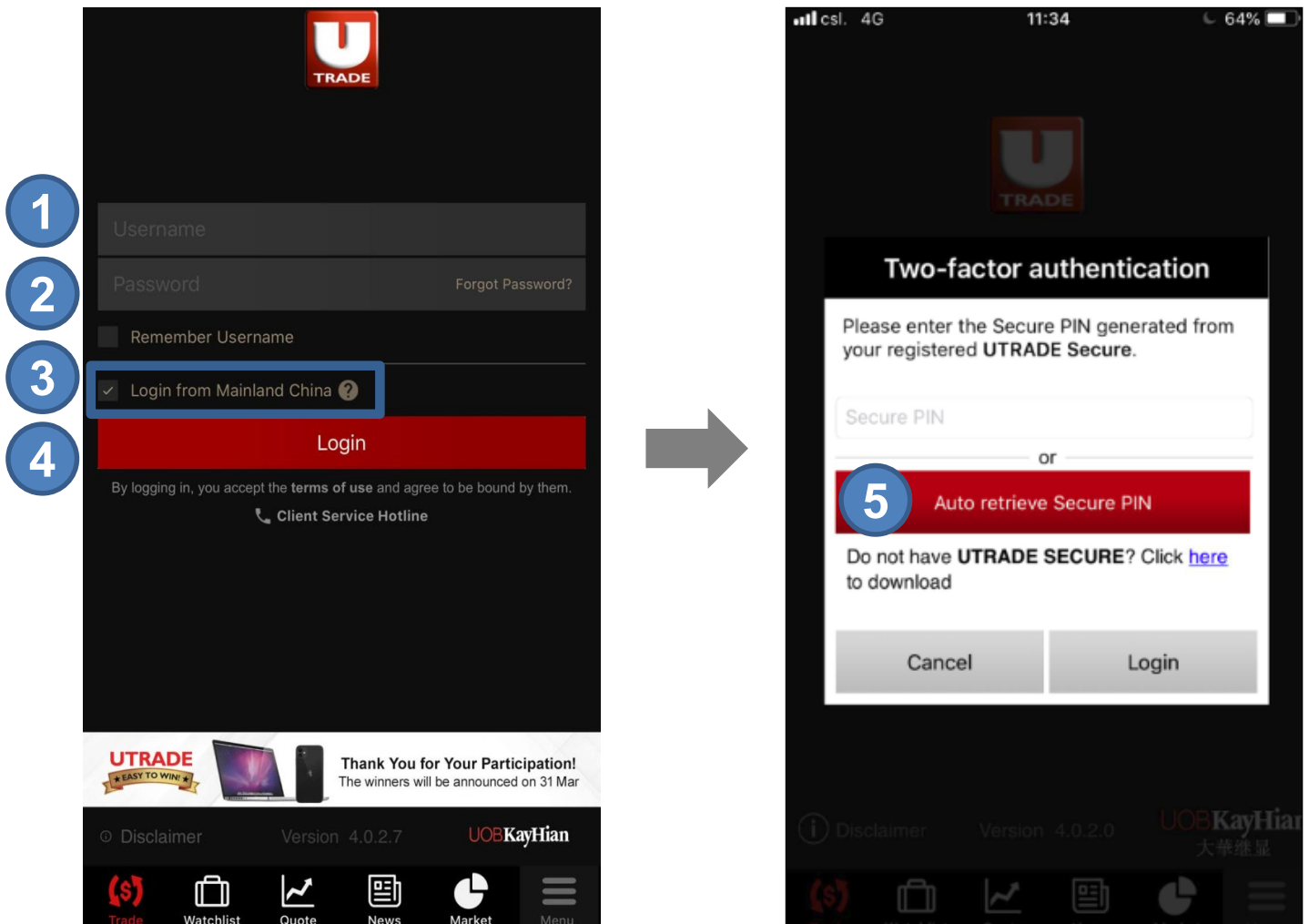
STEP 3 Press the **Login** Button

STEP 4 Press **Auto Retrieve Secure PIN** or Input your **Secure PIN** manually



LOGIN / LOGOUT

Login (For Clients in Mainland China)



STEP 1 Enter your **Username**

STEP 2 Enter your **Password**

STEP 3 Select **Login from Mainland China**

STEP 4 Press the **Login** Button

STEP 5 Press **Auto Retrieve Secure PIN** or Input your **Secure PIN** manually



LOGIN / LOGOUT

Forgot Password

UTRADE

Username

Password

1 Forgot Password?

Remember Username

Login from Mainland China ?

Login

By logging in, you accept the terms of use and agree to be bound by them.

Client Service Hotline

UTRADE
EASY TO WIN

Thank You for Your Participation!
The winners will be announced on 31 Mar

Disclaimer Version 4.0.2.7 UOBKayHian

Trade Watchlist Quote News Market Menu



Reset UTRADE Login Password

Please enter the following information

1. Username

2. Last 3 characters of your registered identification document (excluding symbols and the digits in bracket).
e.g. HKID: A123456(7), please enter 456

3. Registered Email

4. Other examples:
1. China ID:

Cancel Next

Refer A Friend Now to
Earn 1 Share of Free US ETF (~USD90)

Disclaimer Version 4.0.2.5 UOBKayHian

STEP 1 Press “**Forgot Password?**” on login page

STEP 2 Enter your **Username**


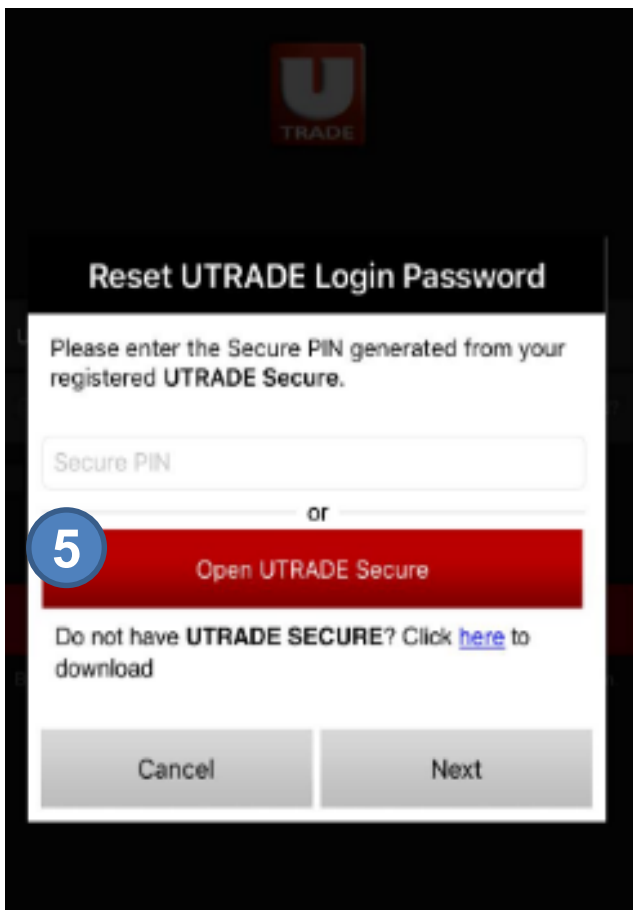
STEP 3 Enter **Last 3 characters of your registered identification document**

STEP 4 Enter your **Registered Email** (The email address you registered for receiving email statement.)



LOGIN / LOGOUT

Forgot Password



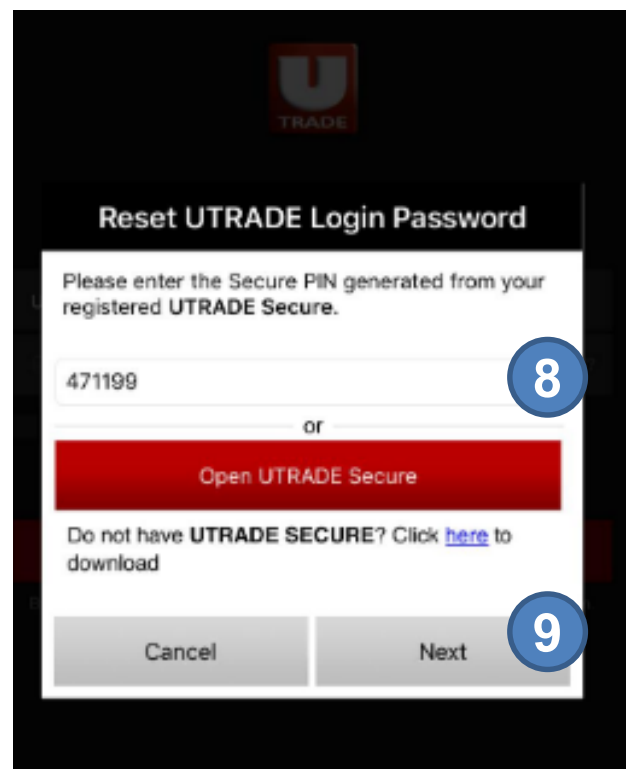
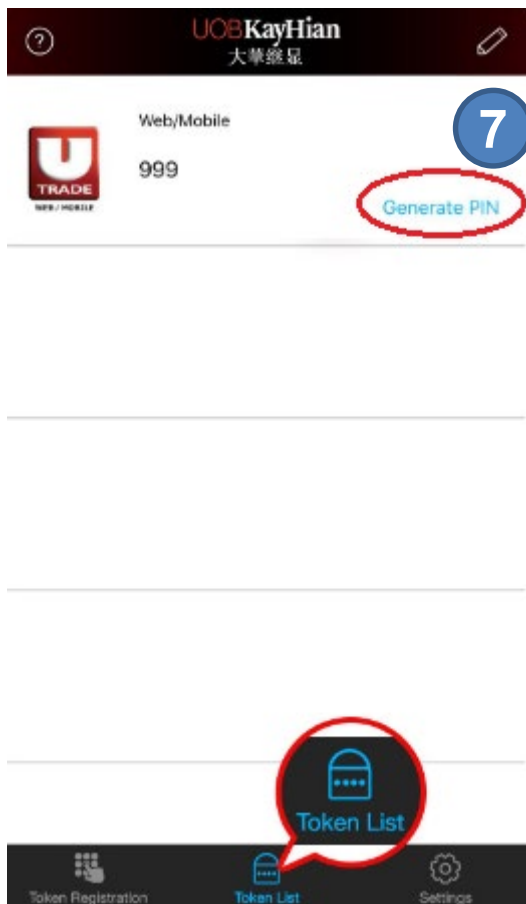
STEP 5 Press **Open UTRADE Secure**

STEP 6 Enter your **UTRADE Secure Password**



LOGIN / LOGOUT

Forgot Password



STEP 7 Press **Generate PIN**

STEP 8 Go back to UTRADE HK and enter the Secure PIN

STEP 9 Press **Next**



LOGIN / LOGOUT

Forgot Password

Reset UTRADE Login Password

1. Enter New Password

2. Re-enter New Password

Password Rule:
Minimum length 6 characters, Maximum length 12 characters
Must contain at least 1 digit(s)
Must contain at least 1 letter(s)

Note:
1) The password is case sensitive.
2) It must be alphanumeric and between 6 and 12 characters.
3) You will be prompted to change your password every 300 days.

Cancel Submit

STEP 10 Enter **New Password ***

STEP 11 Re-enter **New Password**

STEP 12 Press **Submit**

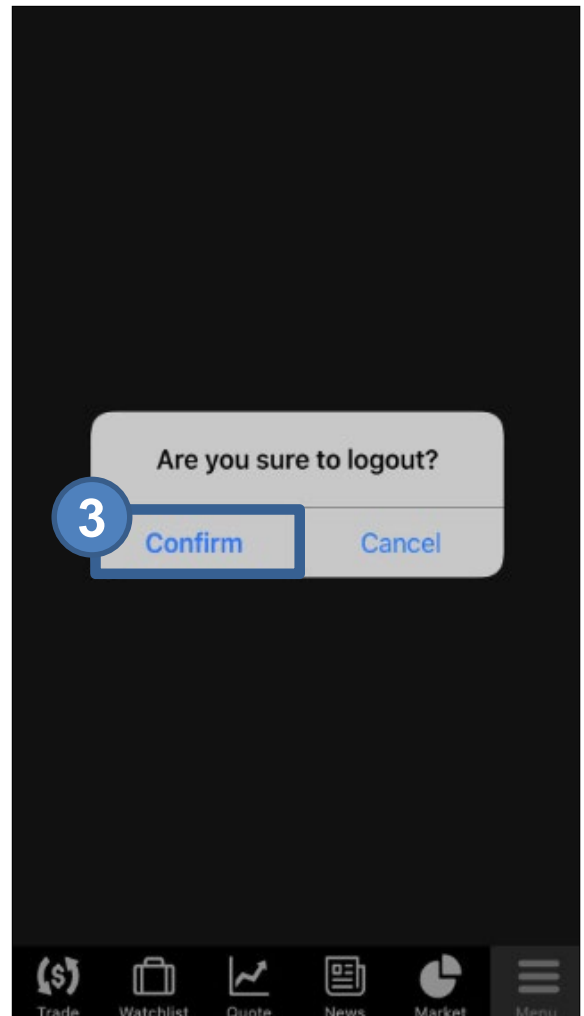
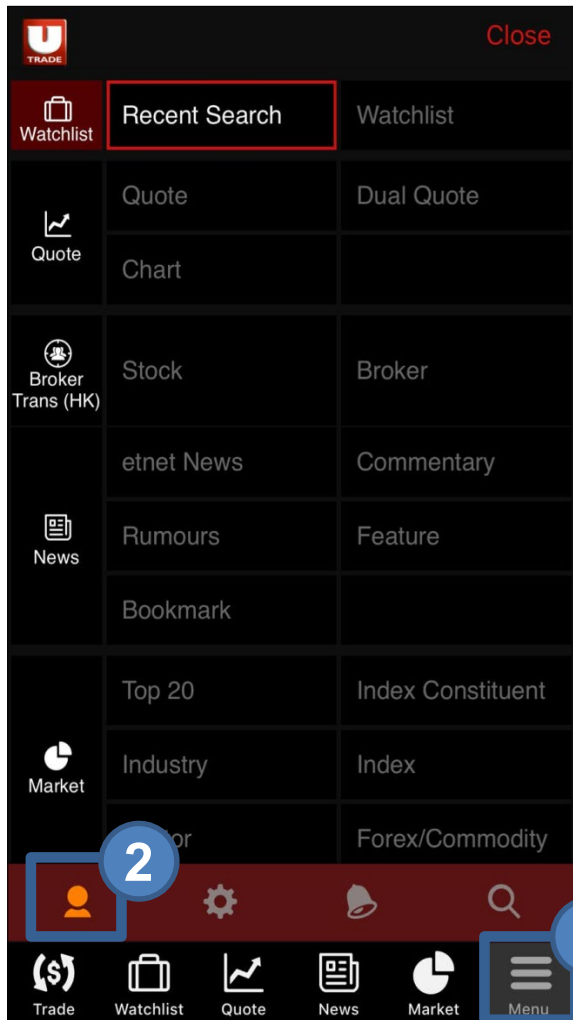
STEP 13 New password will be effective immediately. You need to re-login using new password

* The new password is case sensitive, must be alphanumeric and between 6 and 12 characters.



LOGIN / LOGOUT

Logout



STEP 1 Go to **Menu** page

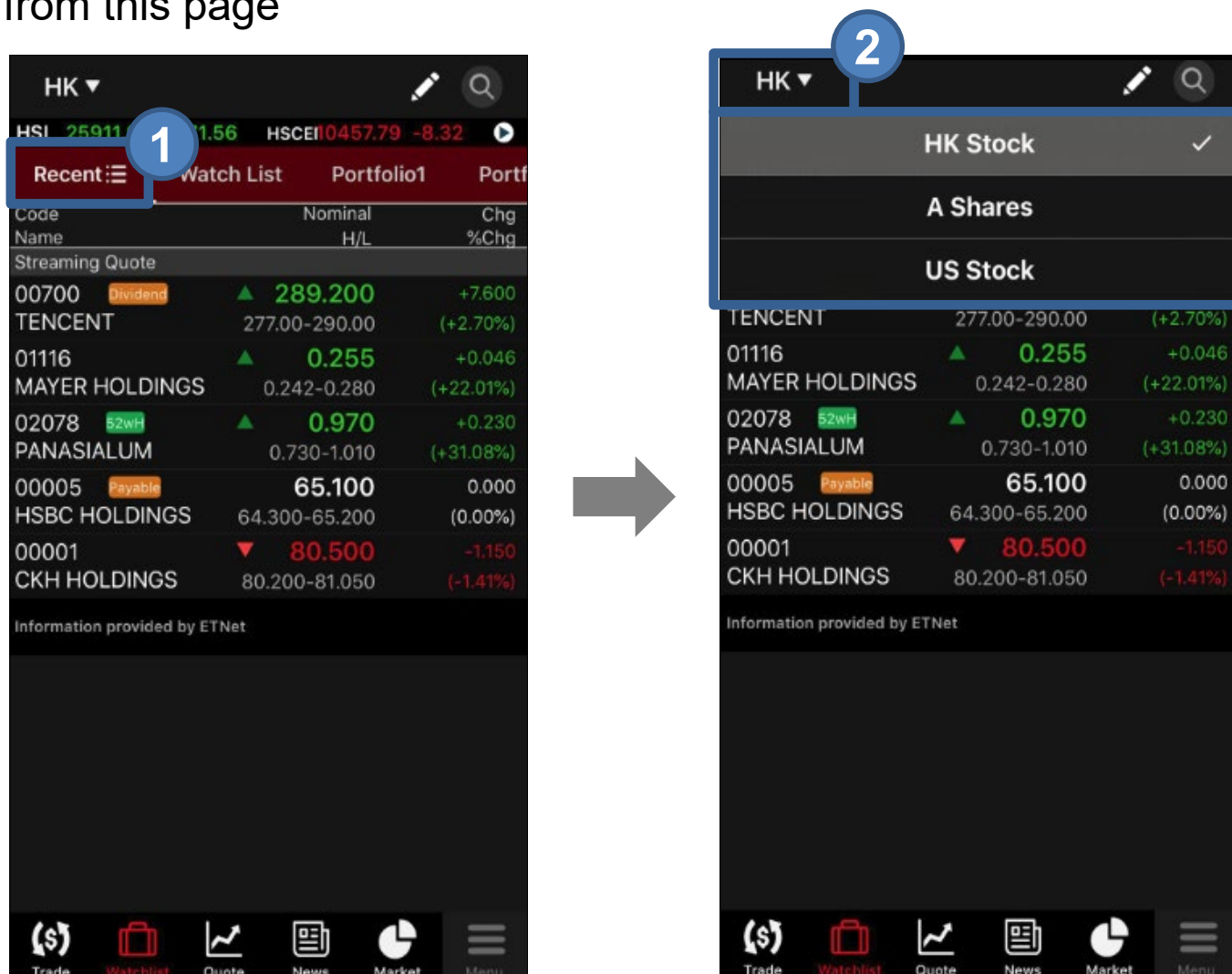
STEP 2 Click the  **Logout** Icon

STEP 3 **Confirm** Logout

WATCHLIST

Recent Search

You can check the stock price of the **Recent Searched** stocks from this page



STEP 1 Select **Recent**

STEP 2 Select the **Market** you wish to view from the Top Left Menu

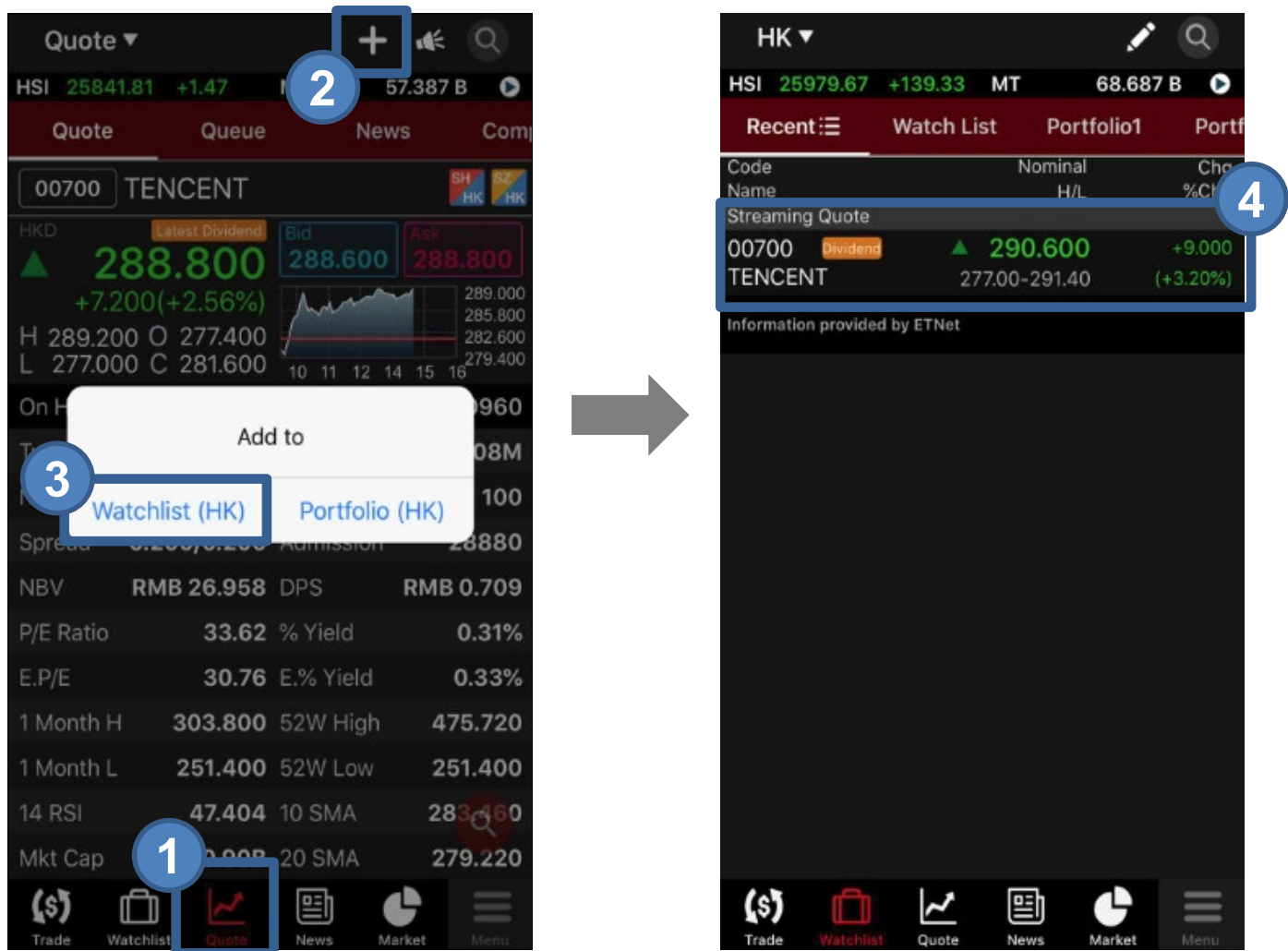
Please note that only 15-min delay quotes are provided in this function, unless clients are subscribers of real time streaming services



WATCHLIST

Watch List

You can add your favorite stocks into your Watch List



STEP 1 Go to **Quote**

STEP 2 Press the **+** button

* **Streaming users will be able to add stocks to Portfolios**

STEP 3 Select Add to **Watch List**

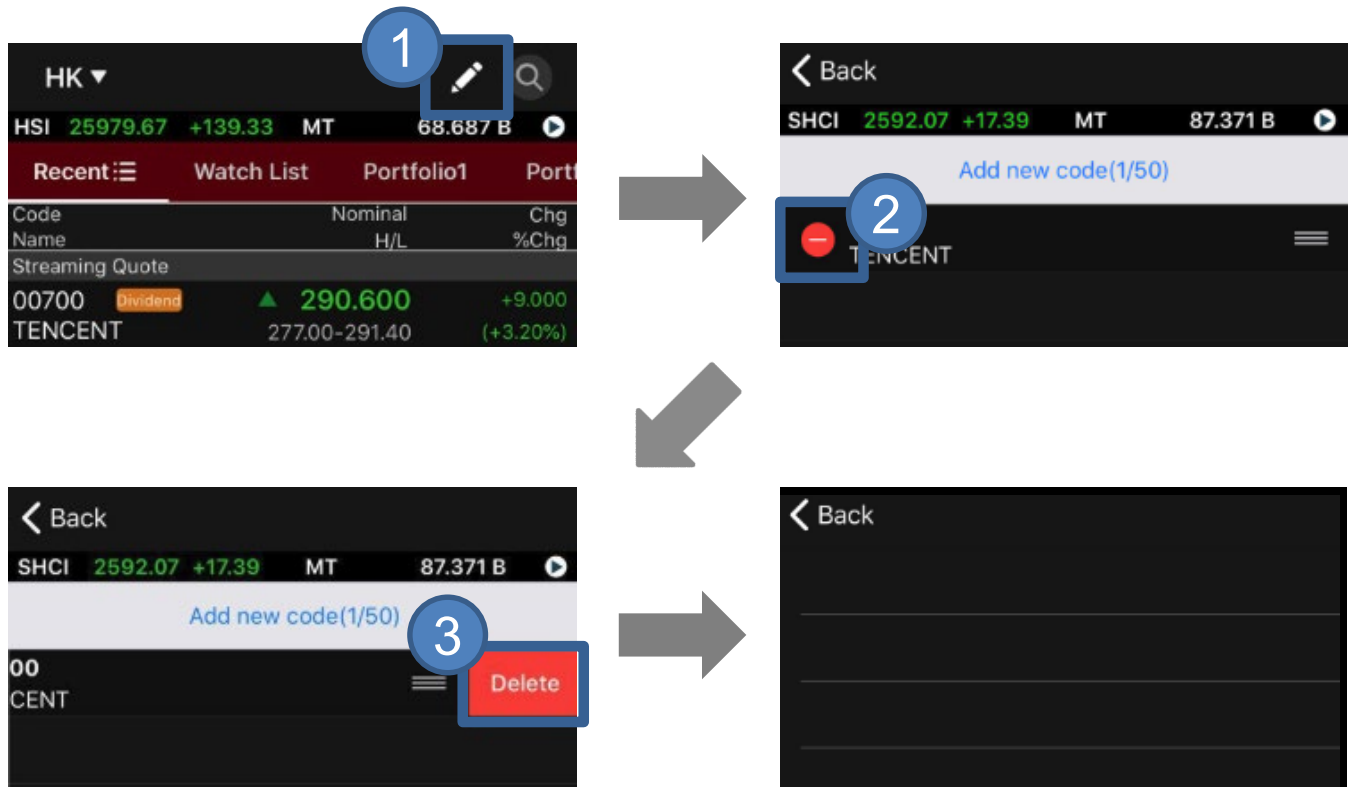
STEP 4 The selected stock will be added into your **Watch List**





WATCHLIST

Edit your watch list

You can delete selected stocks from you Watch List




- STEP 1** Press the  **Edit** Button
- STEP 2** Press the  **Remove** Button
- STEP 3** Press **Delete**
- STEP 4** Your selected stock will be deleted


WATCHLIST


View watch list in different formats


You can view your watch list in different formats by clicking the icon next to **Recent** or **Watch List**



Recent	Watch List	Portfolio1	Portfolio2
Code	Nominal	CH	CH
Name	H/L	%CH	%CH
Streaming Quote			
00010	▼ 21.150	-0.10	
HANG LUNG GROUP	20.950-21.300	(-0.47%)	
00002	▲ 88.550	+0.05	
CLP HOLDINGS	87.650-88.650	(+0.06%)	



Recent	Watch List	Portfolio1	Portfolio2
Code	Nominal	CH	CH
Name	H/L	%CH	%CH
Streaming Quote			
00010	▼ 21.150	-0.10	
HANG LUNG GROUP	20.950-21.300	(-0.47%)	
	T/O	8.44M	1mH 21.80
	Vol	399.35K	1mL 19.12



Recent	Watch List	Portfolio1	Portfolio2
Code	Nominal	CH	CH
Name	H/L	%CH	%CH
Streaming Quote			
00010	00002	00005	
HANG LUNG GROUP	CLP HOLDINGS	HSBC HOLDINGS	
▼ 21.150	▲ 88.550	▲ 65.300	
-0.100(-0.47%)	+0.050(+0.06%)	+0.200(+0.31%)	

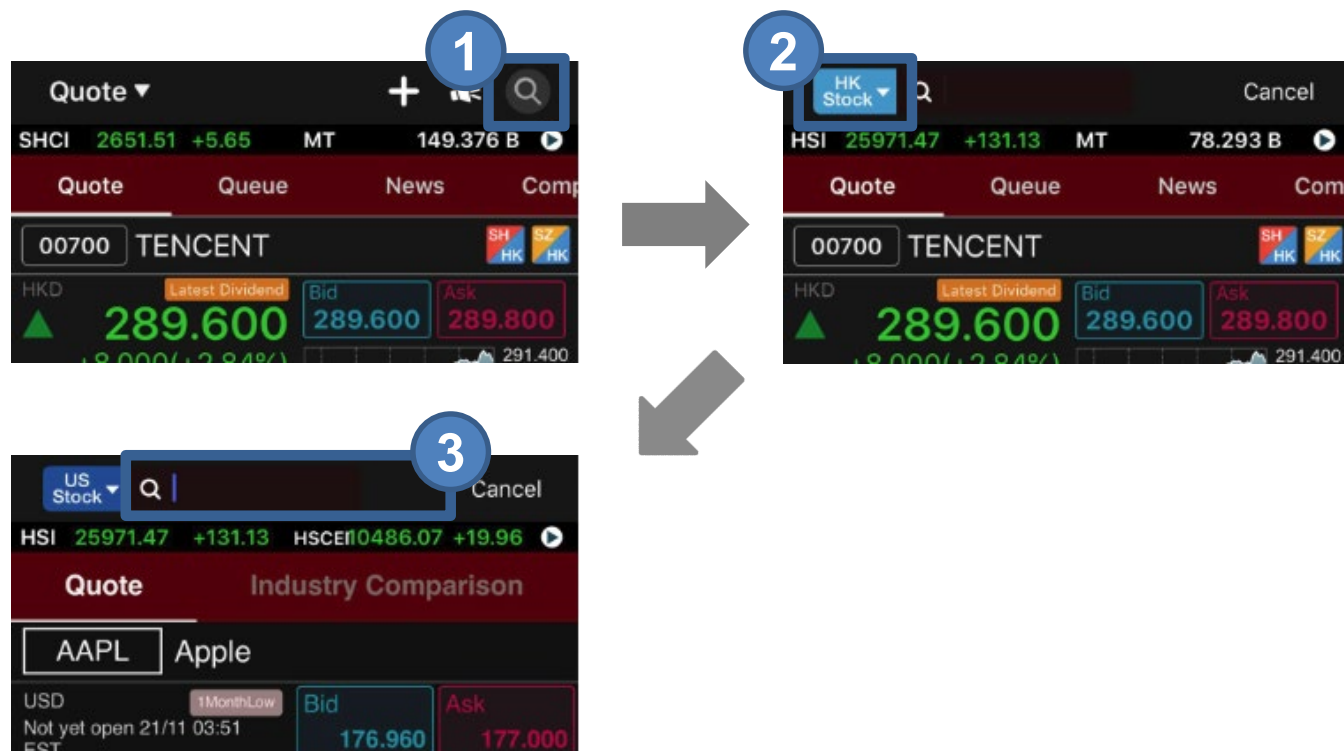
Please note that only 15-min delay quotes are provided in this function, unless clients are subscribers of real time streaming or real-time snapshot services



QUOTE

Search Quote

You can search the Price Quotes of HK, A and US stocks at Quote page



STEP 1 Press the  Search Button

STEP 2 Press on the top left **HK Stock** button to choose between HK, A-share and US*

STEP 3 Enter the stock code that you would want to view

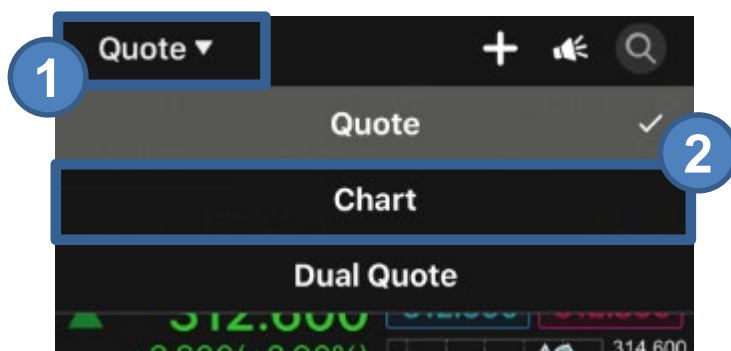
* Only available for US real-time streaming users

Please note that only 15-min delay quotes are provided in this function, unless clients are subscribers of real time streaming or real-time snapshot services



QUOTE

View the Stock Chart



STEP 1 Press **Quote**

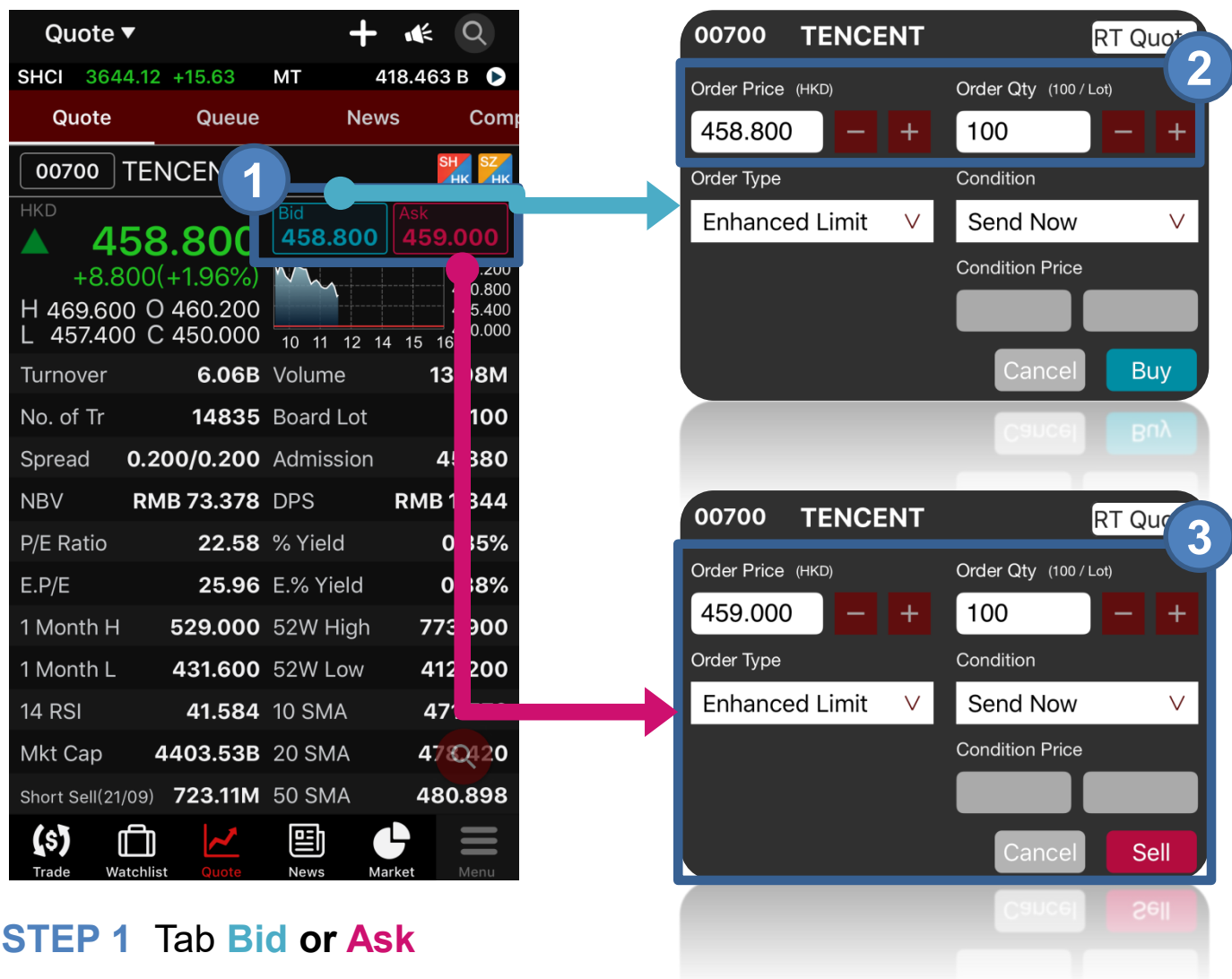
STEP 2 Select **Chart** from the menu or rotate your device **horizontally**

Please note that only 15-min delay quotes are provided in this function, unless clients are subscribers of real time streaming services



QUOTE

Buy & Sell Shortcut



STEP 1 Tab **Bid** or **Ask**

STEP 2 The order ticket will pop with the price copied

STEP 3 Amend the order (if necessary) then press the **Buy** or **Sell** button

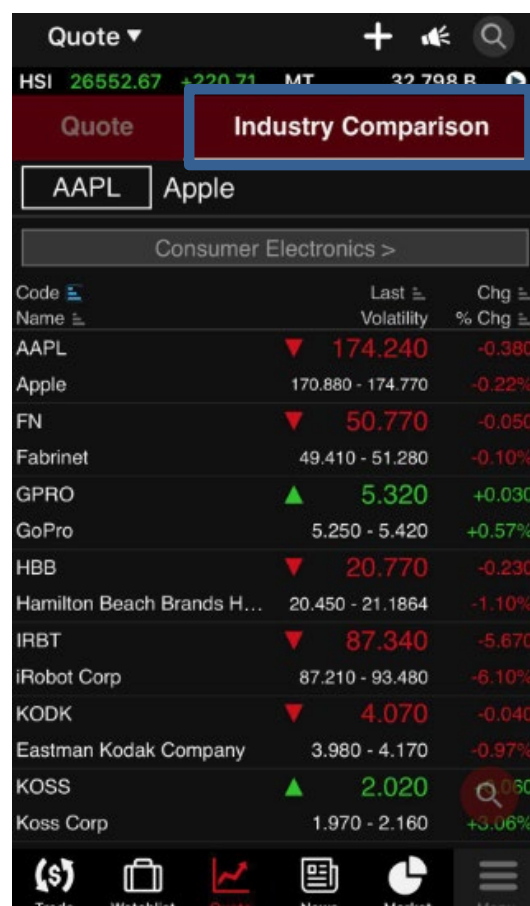
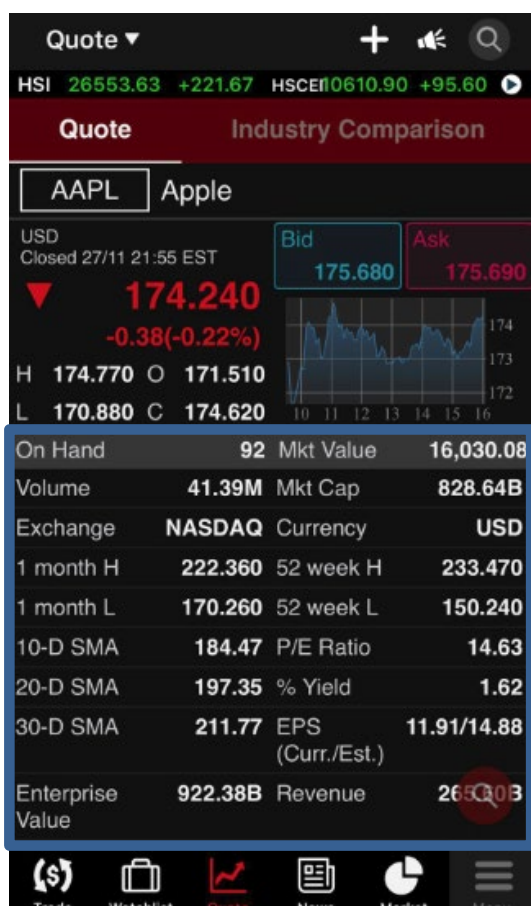


QUOTE

Types of Quote Services

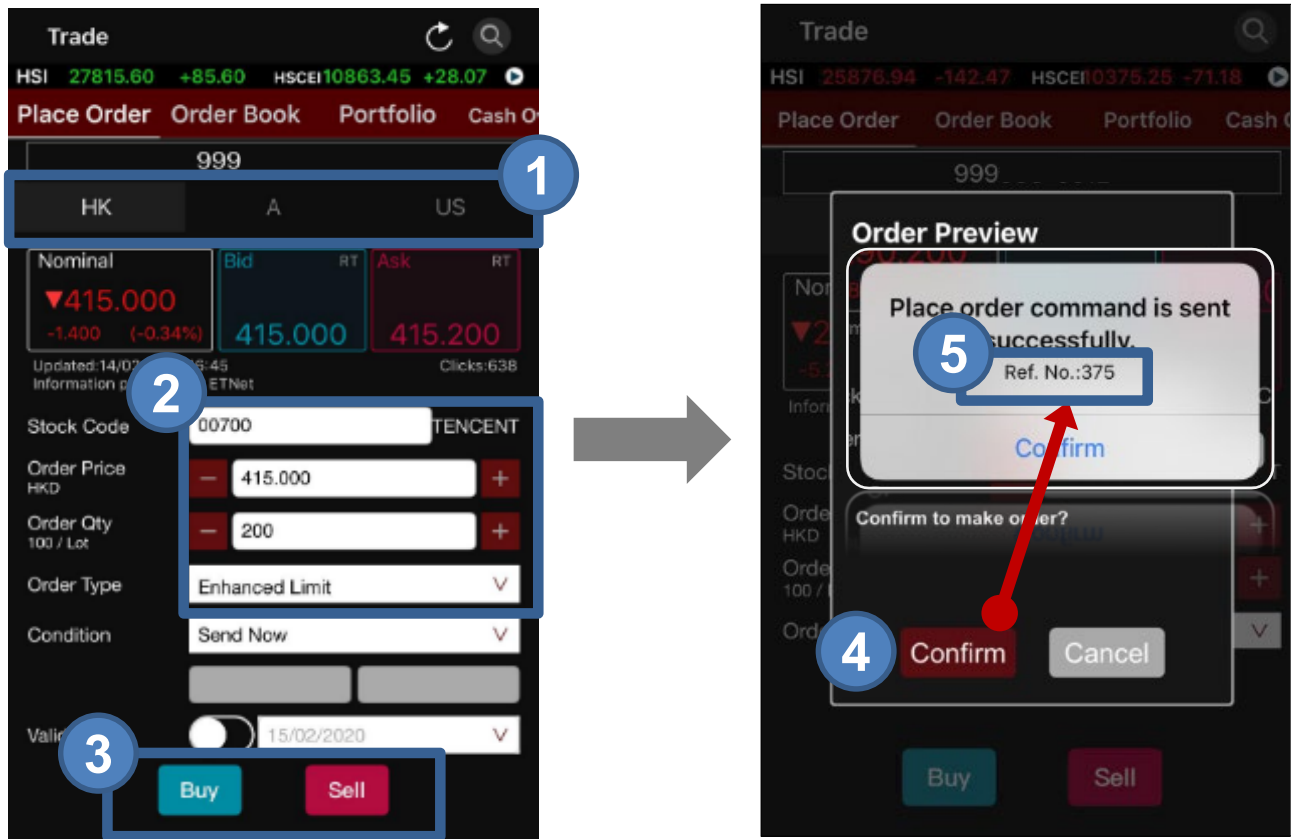
We offer different stock quote services for HK, A-Share and US markets including **Real-time Streaming**, **Real-time Snapshots** and **Real-time Delayed Snapshots**.

For US streaming subscribers, you can view the updated stock prices in real-time including buy/sell price, opening /closing price, previous close price, volume etc. with the Industry Comparison of the quoted stock.



TRADE

Place Order



- STEP 1** Select the **Market** (HK/A/US) tabs at the top
- STEP 2** Input **Stock Code**, **Order Price**, **QTY** and **Order Type**
(You can press Nominal, Bid/Ask prices to copy stock prices directly to Order Sheet)
- STEP 3** Press **Buy/Sell** button
- STEP 4** Press **Confirm** button to confirm order detail
- STEP 5** You will see your **Order Ref. No.** after an order is successfully sent

TRADE

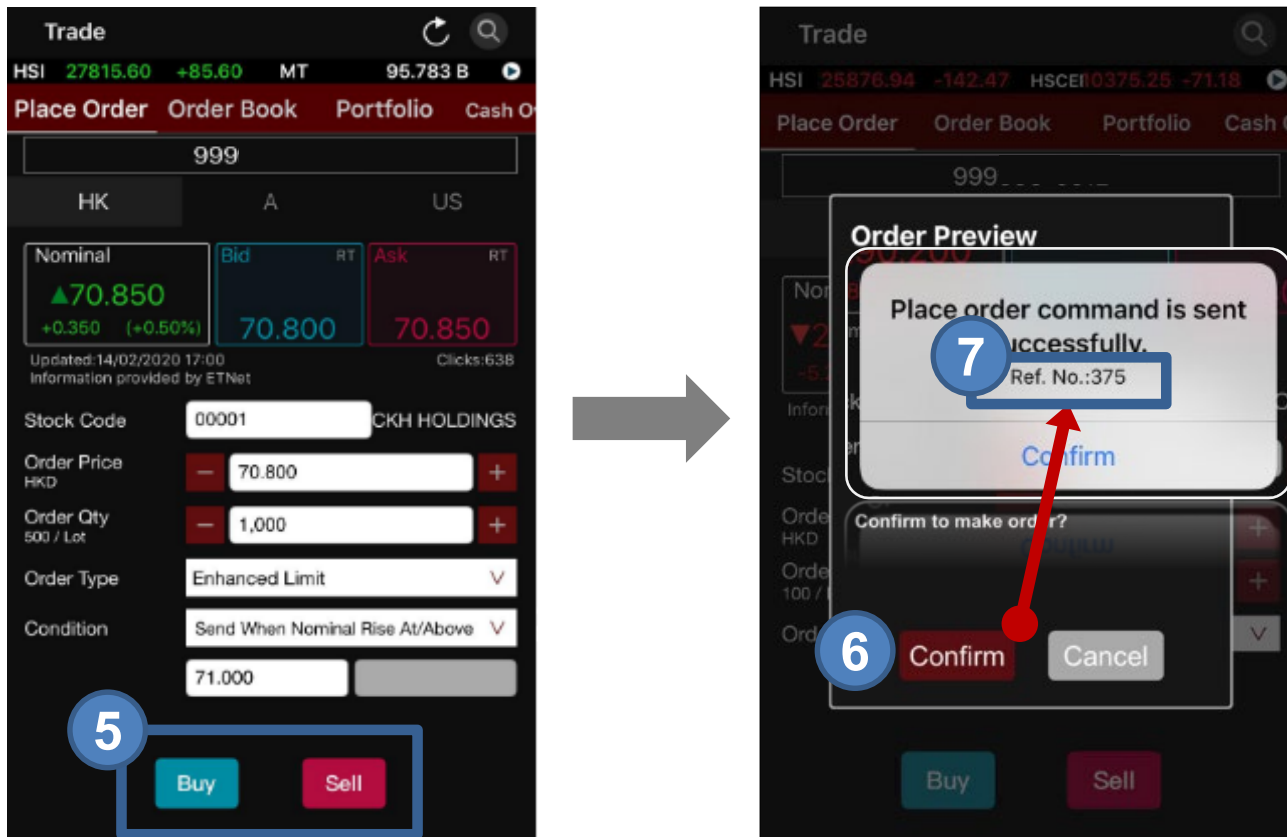
Conditional Orders in HK Market – Send When Nominal Rises At/Above

The screenshot shows the 'Trade' app interface. At the top, there's a 'Trade' header with a refresh icon and a search icon. Below it, market data for HSI (27815.60, +85.60, MT) and 95.783 B is displayed. The main navigation bar includes 'Place Order', 'Order Book', 'Portfolio', and 'Cash O'. The 'Place Order' screen is active, showing a 'Nominal' price of 70.850 (up 0.350, +0.50%). Below this, there's a table with 'Bid' (70.800) and 'Ask' (70.850) prices. The 'Stock Code' field is set to '00001' for 'CKH HOLDINGS'. The 'Order Price' is 70.800, 'Order Qty' is 1,000, and 'Order Type' is 'Enhanced Limit'. The 'Condition' dropdown is set to 'Send When Nominal Rise At/Above', and the 'Trig. Price' is 71.000. At the bottom, there are 'Buy' and 'Sell' buttons.

- STEP 1** Select **HK** on the **Market** (HK/A/US) tabs at the top
- STEP 2** Input **Stock Code**, **Order Price**, **QTY** and **Order Type**
(You can press Nominal, Bid/Ask prices to copy stock prices directly to Order Sheet)
- STEP 3** Select **Send When Nominal Rises At/Above** in condition.
- STEP 4** Input **Trig. Price** (Trigger Price) *

TRADE

Conditional Orders in HK Market – Send When Nominal Rises At/Above



STEP 5 Press **Buy/Sell** button

STEP 6 Press **Confirm** button to confirm order detail

STEP 7 You will see your **Order Ref. No.** after an order is successfully sent

For more details about conditional orders, please visit the [User Guide of UTRADE Conditional Orders in HK Market](#)

* Trigger Price cannot be changed when it has already set in ahead. Client should **CANCEL** and **RESET** the order if one wishes to change the Trigger Price

TRADE

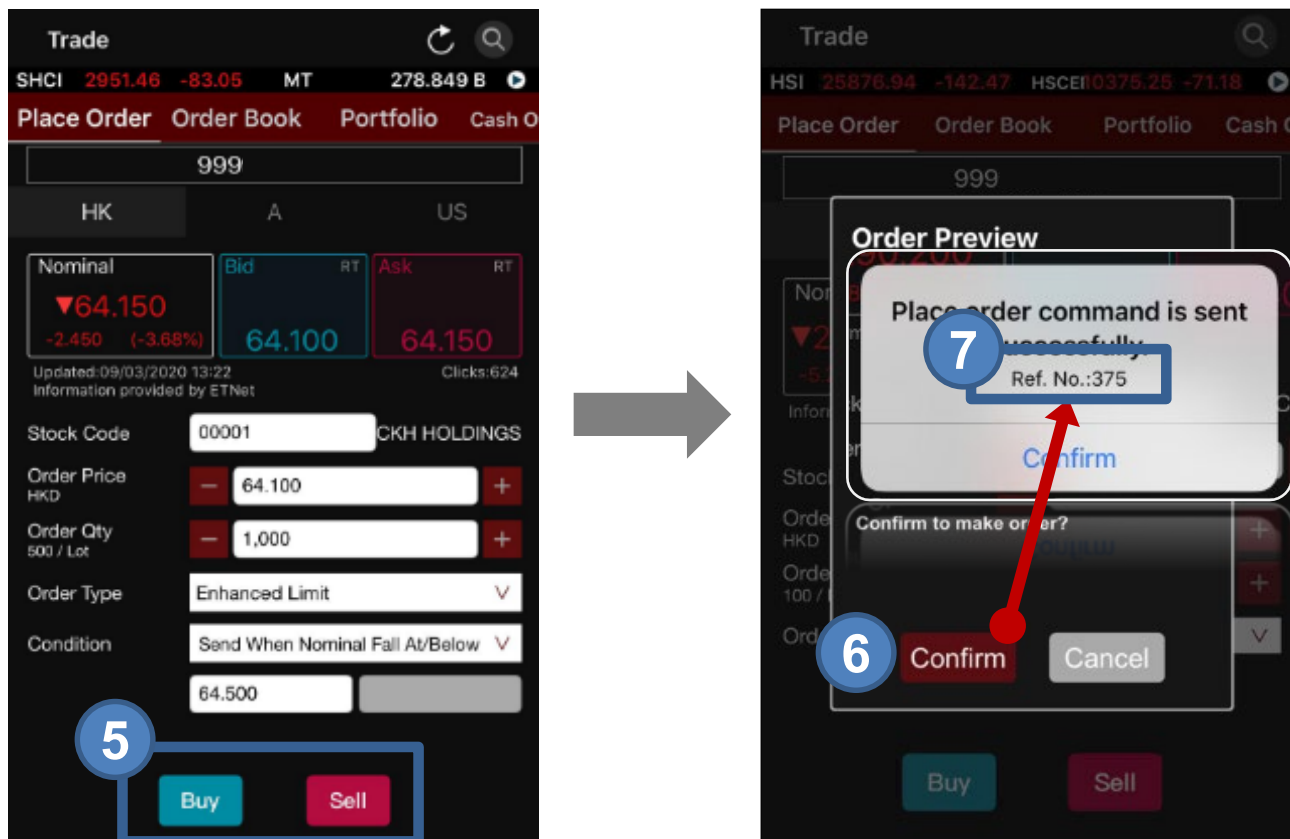
Conditional Orders in HK Market – Send When Nominal Falls At/Below

The screenshot shows the 'Trade' app interface. At the top, there's a 'Trade' header with a refresh icon and a search icon. Below it, a status bar shows 'SHCI 2951.46 -83.05 MT 278.849 B'. The main menu has four tabs: 'Place Order', 'Order Book', 'Portfolio', and 'Cash O'. The 'Place Order' tab is active. Below the tabs, there's a market selector with three options: 'HK', 'A', and 'US'. The 'HK' option is selected and highlighted with a blue box and a blue circle with the number '1'. Below the market selector, there's a 'Nominal' section showing a red downward arrow, '64,150', and '-2,450 (-3.68%)'. To the right of this, there's a 'Bid' section with '64.100' and an 'Ask' section with '64.150'. Below these, there's a small text 'Updated: 09/03/2020 13:22' and 'Information provided by ETNet'. The main order form has four fields: 'Stock Code' with '00001' and 'CKH HOLDINGS', 'Order Price HKD' with '64.100', 'Order Qty' with '1,000', and 'Order Type' with 'Enhanced Limit'. Below these, there's a 'Condition' section with a dropdown menu showing 'Send When Nominal Fall At/Below' and a text input field with '64.500'. The 'Condition' dropdown is highlighted with a blue box and a blue circle with the number '3'. The text input field is highlighted with a blue box and a blue circle with the number '4'. At the bottom, there are two buttons: 'Buy' (blue) and 'Sell' (red). There are also blue circles with numbers '2' and '1' pointing to the 'Order Price' and 'Market' tabs respectively.

- STEP 1** Select **HK** on the **Market** (HK/A/US) tabs at the top
- STEP 2** Input **Stock Code**, **Order Price**, **QTY** and **Order Type**
(You can press Nominal, Bid/Ask prices to copy stock prices directly to Order Sheet)
- STEP 3** Select **Send When Nominal Falls At/Below** in condition.
- STEP 4** Input **Trig. Price** (Trigger Price) *

TRADE

Conditional Orders in HK Market – Send When Nominal Falls At/Below



STEP 5 Press **Buy/Sell** button

STEP 6 Press **Confirm** button to confirm order detail

STEP 7 You will see your **Order Ref. No.** after an order is successfully sent

For more details about conditional orders, please visit the [User Guide of UTRADE Conditional Orders in HK Market](#)

* Trigger Price cannot be changed when it has already set in ahead. Client should **CANCEL** and **RESET** the order if one wishes to change the Trigger Price

TRADE

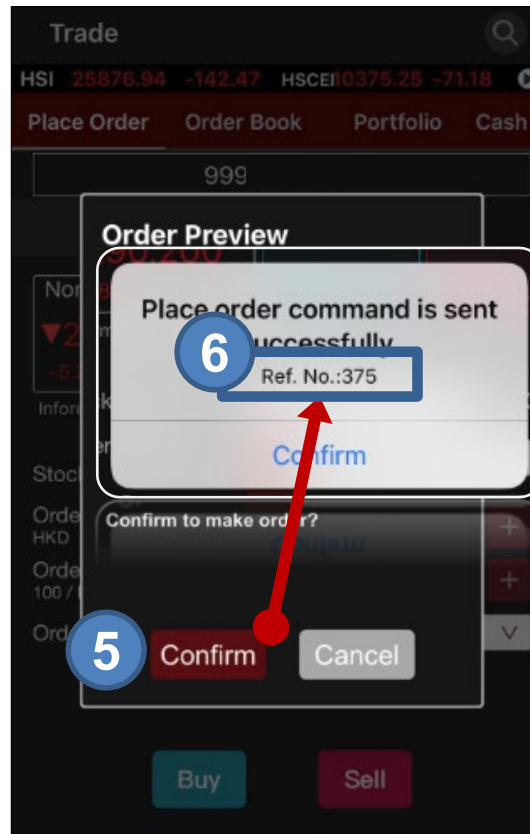
Conditional Orders in HK Market – Hold Until I Release



- STEP 1** Select HK on the **Market** (HK/A/US) tabs at the top
- STEP 2** Input **Stock Code**, **Order Price**, **QTY** and **Order Type**
(You can press Nominal, Bid/Ask prices to copy stock prices directly to Order Sheet)
- STEP 3** Select **Hold Until I release** in condition.
- STEP 4** Press **Buy/Sell** button

TRADE

Conditional Orders in HK Market – Hold Until I Release

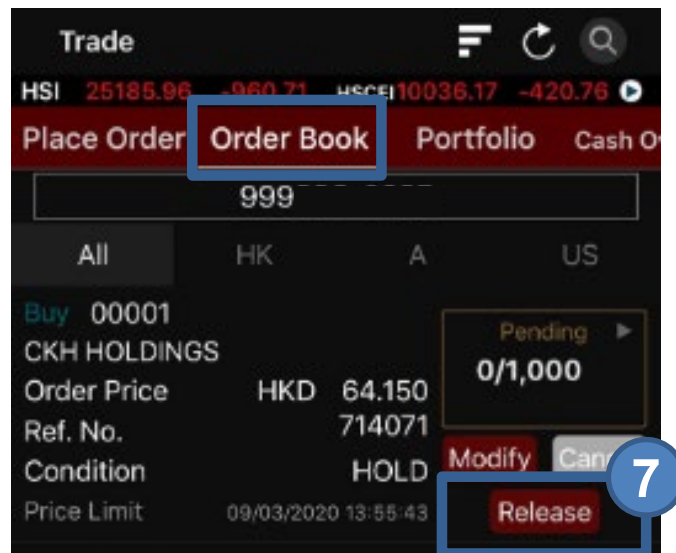


STEP 5 Press **Confirm** button to confirm order detail

STEP 6 You will see your **Order Ref. No.** after an order is successfully submitted

TRADE

Conditional Orders in HK Market – Hold Until I Release



STEP 7 Choose **Order Book** and press **Release** button to release the order to market.

For more details about conditional orders, please visit the [User Guide of UTRADE Conditional Orders in HK Market](#)

TRADE

Conditional Orders in HK Market – Stop Limit

Trade

HSI 25202.03 -944.64 MT 101.056 B

Place Order Order Book Portfolio Cash O

999

1

HK A US

Nominal ▼64.200 -2.400 (-3.60%) Bid 64.150 Ask 64.200

*Last updated: 09/03/2020 13:40 Information provided by ETNet 15-min delayed

2

Stock Code 00001 CKH HOLDING

Order Price HKD - 64.150 +

Order Qty 500 / Lot - 1,000 +

Order Type Enhanced Limit ✓

3

Condition Stop Limit

65.500

Buy Sell

STEP 1 Select **HK** on the **Market** (HK/A/US) tabs at the top

STEP 2 Input **Stock Code**, **Order Price**, **QTY** and **Order Type**
(You can press Nominal, Bid/Ask prices to copy stock prices directly to Order Sheet)

STEP 3 Select **Stop Limit** in condition

TRADE

Conditional Orders in HK Market – Stop Limit

Trade

HSI 25202.03 -944.64 MT 101.056 B

Place Order Order Book Portfolio Cash O

999

HK A US

Nominal ▼64.200
-2.400 (-3.60%)

Bid 64.150

Ask 64.200

*Last updated: 09/03/2020 13:40
Information provided by ETNet

15-min delayed

Stock Code 00001 CKH HOLDINGS

Order Price HKD 64.150

Order Qty 500 / Lot 1,000

Order Type Enhanced Limit

Conditional Order 4 Stop Limit

65.500

Buy Sell

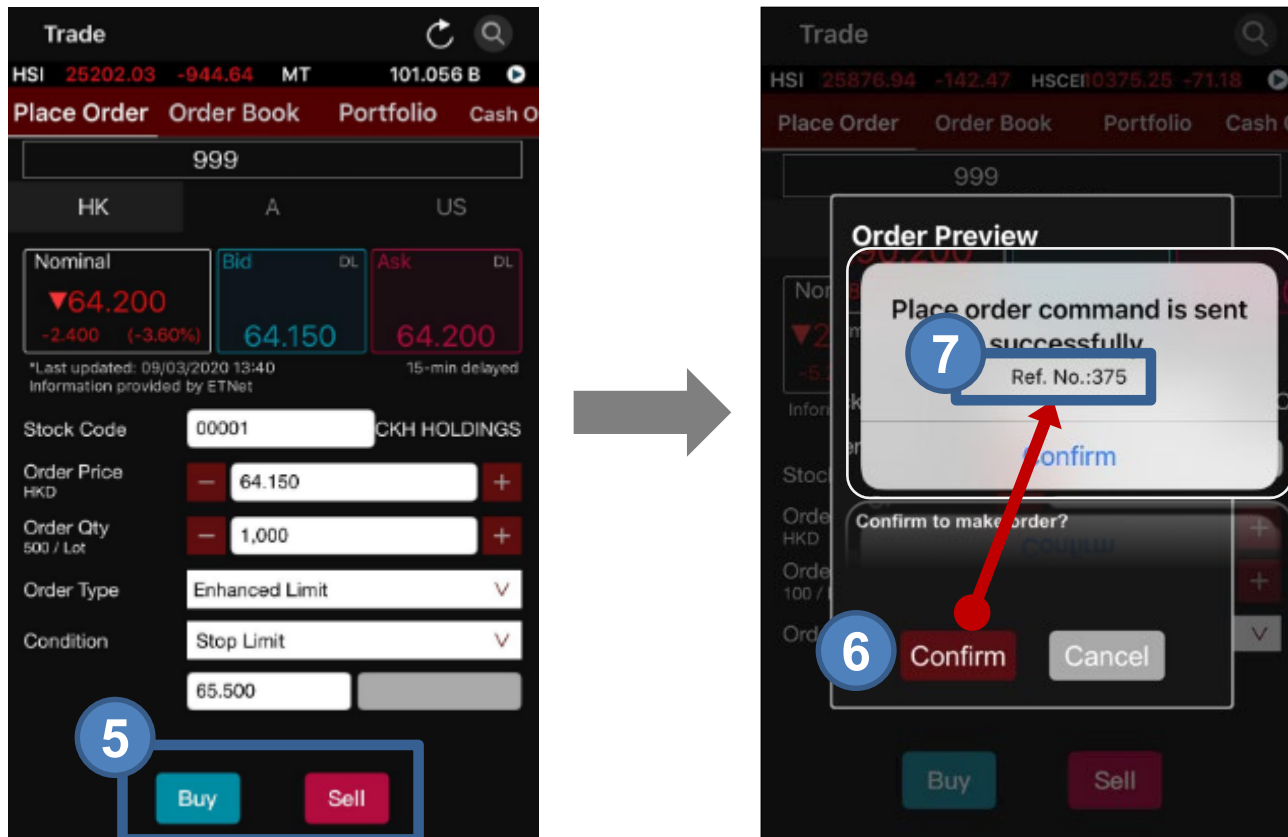
STEP 4 Input Trig. Price (Trigger Price) *

- (1) The Trigger Price of a Buy Stop Limit Order must be equal or lower than Order Price; the Order Price and Trigger Price must be higher than Nominal Price.
- (2) The Trigger Price of a Sell Stop Limit Order must be equal or higher than Order Price; the Order Price and Trigger Price must be lower than Nominal Price.

* Trigger Price cannot be changed when it has already set in ahead. Client should **CANCEL** and **RESET** the order if one wishes to change the Trigger Price.

TRADE

Conditional Orders in HK Market – Stop Limit



STEP 5 Press **Buy/Sell** button

STEP 6 Press **Confirm** button to confirm order detail

STEP 7 You will see your **Order Ref. No.** after an order is successfully sent

For more details about conditional orders, please visit the [User Guide of UTRADE Conditional Orders in HK Market](#)

TRADE

Conditional Orders in HK Market – OCO (One Cancels the Other)



STEP 1 Select HK on the **Market** (HK/A/US) tabs at the top

STEP 2 Input **Stock Code**, **Order Price**, **QTY** and **Order Type**
(You can press Nominal, Bid/Ask prices to copy stock prices directly to Order Sheet)

STEP 3 Select **OCO** in condition.

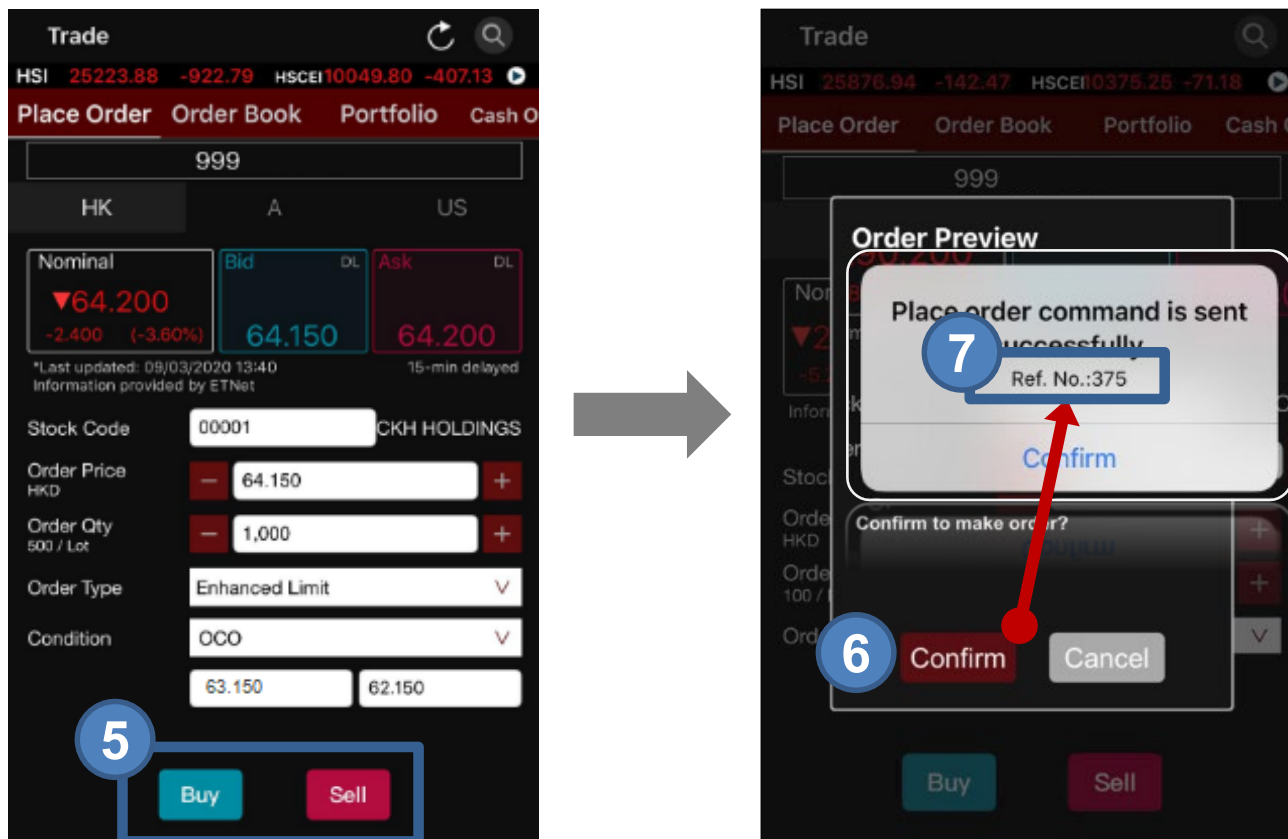
STEP 4 Input **Trig. Price** (Trigger Price) (4a)* and Stop Price (4b)

* Trigger Price cannot be changed when it has already set in ahead. Client should **CANCEL** and **RESET** the order if one wishes to change the Trigger Price



TRADE

Conditional Orders in HK Market – OCO (One Cancels the Other)



STEP 5 Press **Buy/Sell** button

STEP 6 Press **Confirm** button to confirm order detail

STEP 7 You will see your **Order Ref. No.** after an order is successfully sent

For more details about conditional orders, please visit the [User Guide of UTRADE Conditional Orders in HK Market](#)

TRADE

Conditional Orders in US Market – Stop Limit



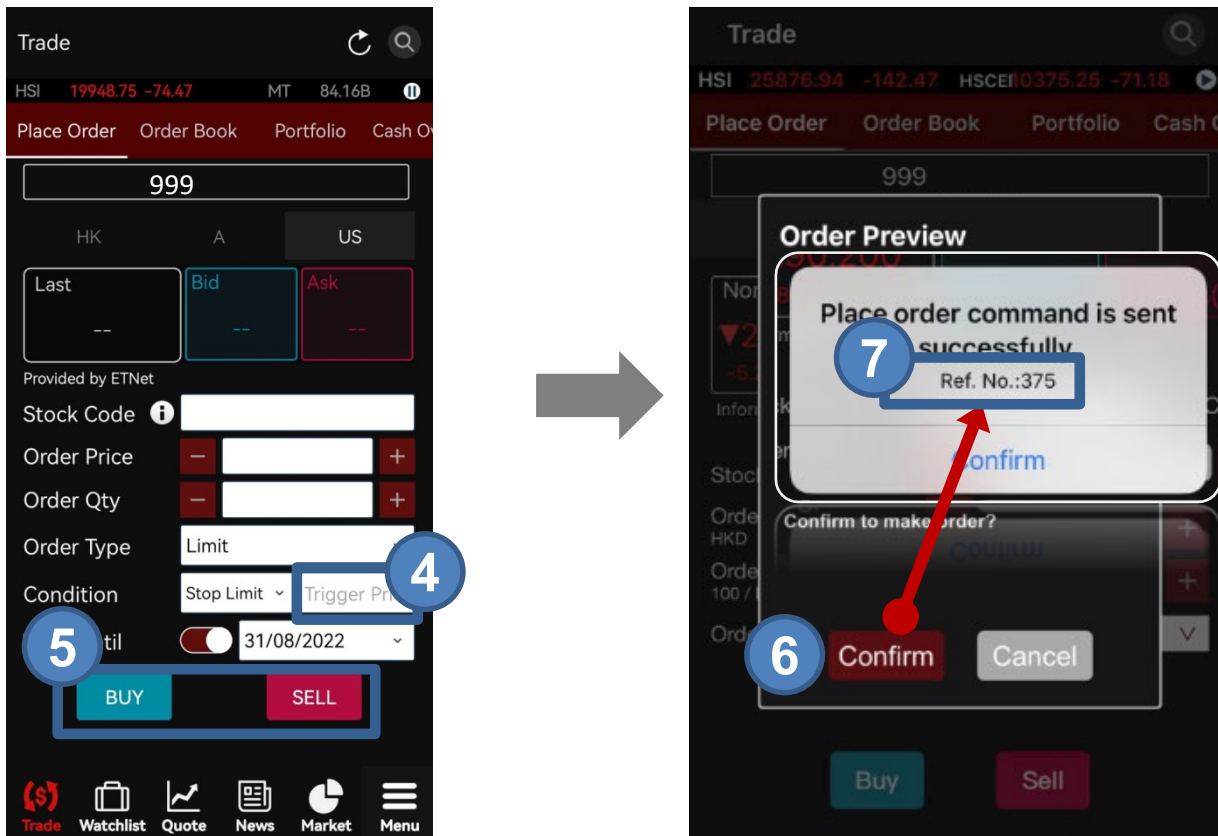
STEP 1 Select **US** on the **Market** (HK/A/US) tabs at the top

STEP 2 Input **Stock Code**, **Order Price**, **QTY** and **Order Type**
(You can press Nominal, Bid/Ask prices to copy stock prices directly to Order Sheet)

STEP 3 Select **Stop Limit** in condition

TRADE

Conditional Orders in US Market – Stop Limit



STEP 4 Input **Trig. Price** (Trigger Price) *

STEP 5 Press **Buy/Sell** button

STEP 6 Press **Confirm** button to confirm order detail

STEP 7 You will see your **Order Ref. No.** after an order is successfully sent

- (1) The Trigger Price of a Buy Stop Limit Order must be equal or lower than Order Price; the Order Price and Trigger Price must be higher than Nominal Price.
- (2) The Trigger Price of a Sell Stop Limit Order must be equal or higher than Order Price; the Order Price and Trigger Price must be lower than Nominal Price.

* Trigger Price cannot be changed when it has already set in ahead. Client should **CANCEL** and **RESET** the order if one wishes to change the Trigger Price.



TRADE

HK and US stocks – Good-Till-Date (GTD) Orders

The screenshot shows the 'Trade' app interface. At the top, there's a 'Place Order' button. Below it, a row of tabs: 'Place Order', 'Order Book', 'Portfolio', and 'Cash O'. A blue circle with the number '1' points to the 'Place Order' tab. Below the tabs, there's a section for 'Nominal' with a red arrow pointing down and the value '64.200'. To the right, there's a 'Bid' price of '64.150' and an 'Ask' price of '64.200'. A blue circle with the number '2' points to the 'Order Price' field, which contains '64.700'. Below that, the 'Order Qty' field contains '1,000'. The 'Order Type' dropdown is set to 'Price Limit', and the 'Condition' dropdown is set to 'Send Now'. A blue circle with the number '3' points to the 'Condition' dropdown. At the bottom, there's a 'Valid Till' section with a toggle switch and a date '10/03/2020'. There are 'Buy' and 'Sell' buttons at the very bottom.

STEP 1 Select **HK** or **US** on the **Market** (HK/A/US) tabs at the top

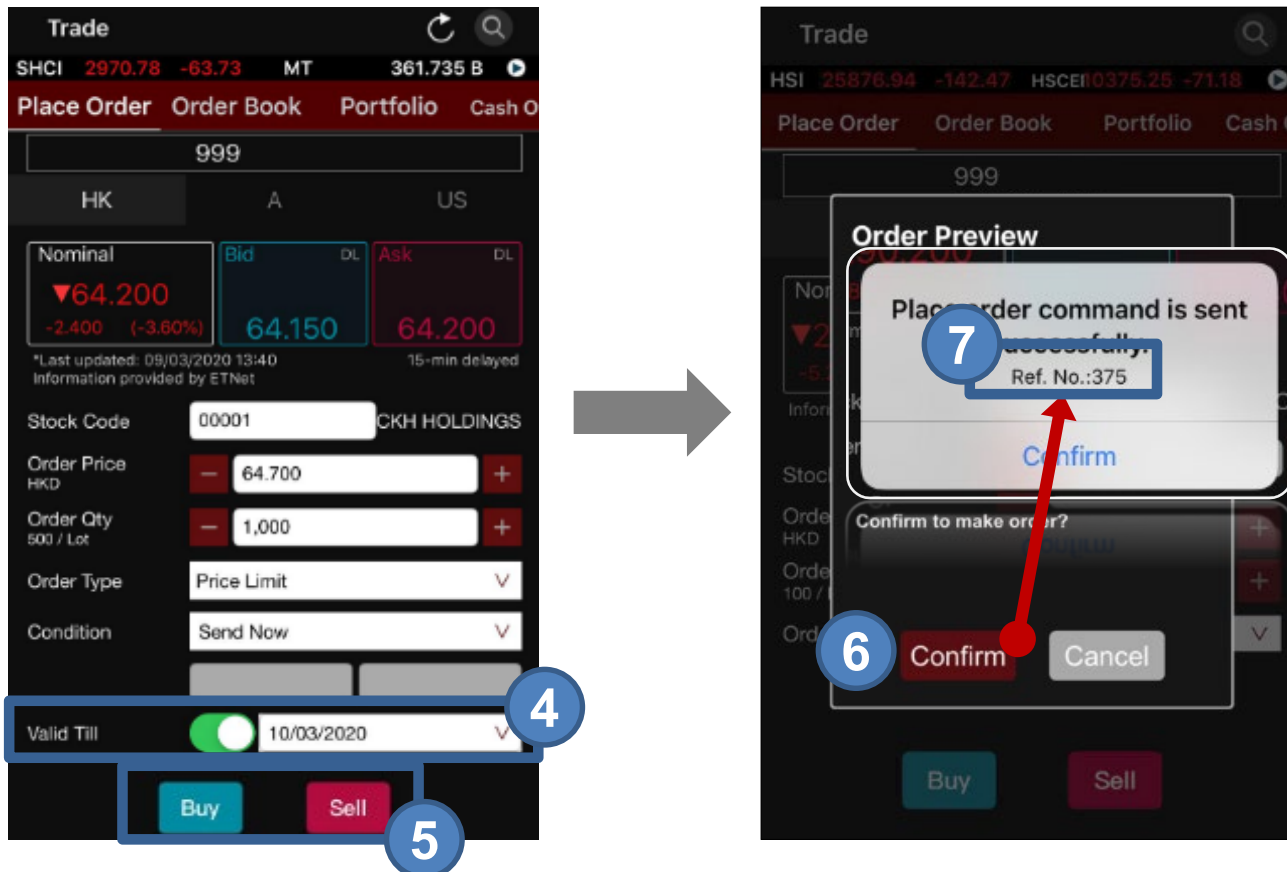
STEP 2 Input **Stock Code**, **Order Price**, **QTY** and **Order Type**
(You can press Nominal, Bid/Ask prices to copy stock prices directly to Order Sheet)

STEP 3 Select **Price Limit** in **Order Type** and **Send Now** or **Stop Limit** in **Condition**



TRADE

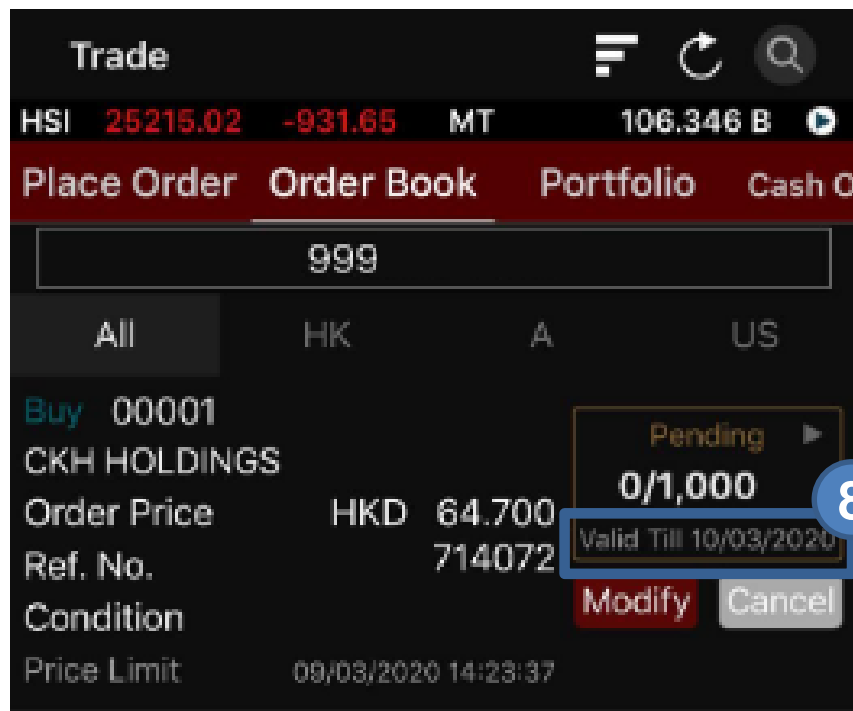
HK and US stocks – Good-Till-Date (GTD) Orders



- STEP 4** Turn on the on/off button next to **Valid Till**. Then choose the preferred expiry date
- STEP 5** Press **Buy/Sell** button
- STEP 6** Press **Confirm** button to confirm order detail
- STEP 7** You will see your **Order Ref. No.** after an order is successfully sent

TRADE

HK and US stocks – Good-Till-Date (GTD) Orders



STEP 8 Order will be available to view under “**Order Book**”.
The expiry date will be displayed below order status.

This function is available for HK and US stocks and only Price Limit order with condition set as “**Send Now**” or “**Stop Limit**”.

Good-Till-Date (GTD) order allows your trade to remain valid for up to 14 calendar days.

TRADE

HK and US stocks – Good-Till-Date (GTD) Orders

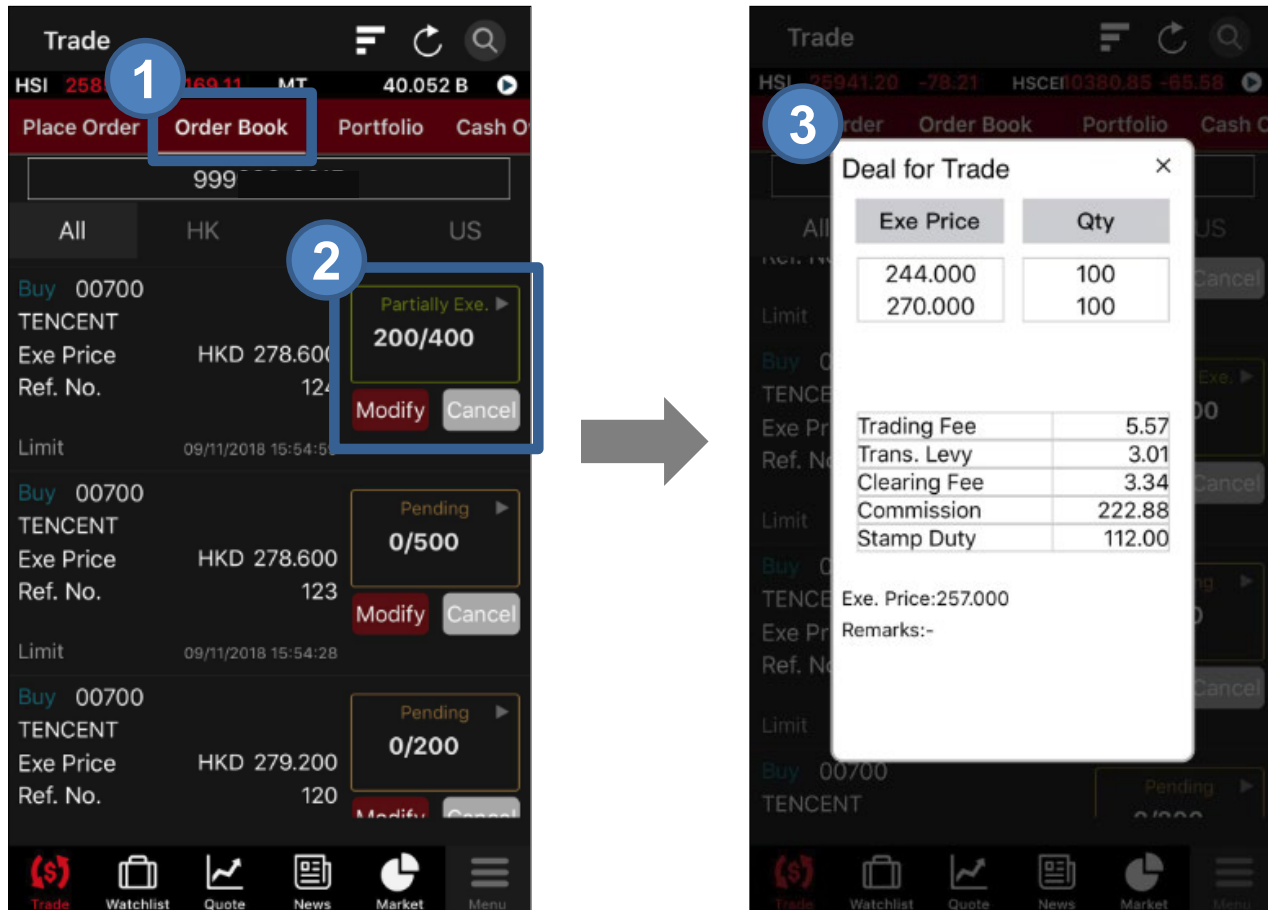
Disclaimer of HK and US stocks – Good-Till-Date (GTD) Orders

1. GTD orders are sent to the market during market open everyday. The GTD order will be rejected if there are not enough funds or stock holdings in client's portfolio.
2. All rejected GTD orders (including any rejected order caused by unforeseeable events or system disruptions) will be cancelled. Clients should pay attention to the order status/expiry date and place the orders again if needed.
3. The order details of GTD orders (including but not limited to the quantity and price) will not be adjusted automatically by any corporate actions from the stock-issuing company, including but not limited to stock consolidation or split. The instructions of the GTD order will remain valid till the expiry date. Clients should closely monitor the status and any relevant information so as to amend the order details accordingly.
4. The maximum validity for the GTD order is 14 calendar days, which will commence from the day after the GTD order is placed, based on HK Time.
5. The unfulfilled quantity of a valid GTD order will be carried forward to the next trading day.



TRADE

Order Book - Track Order



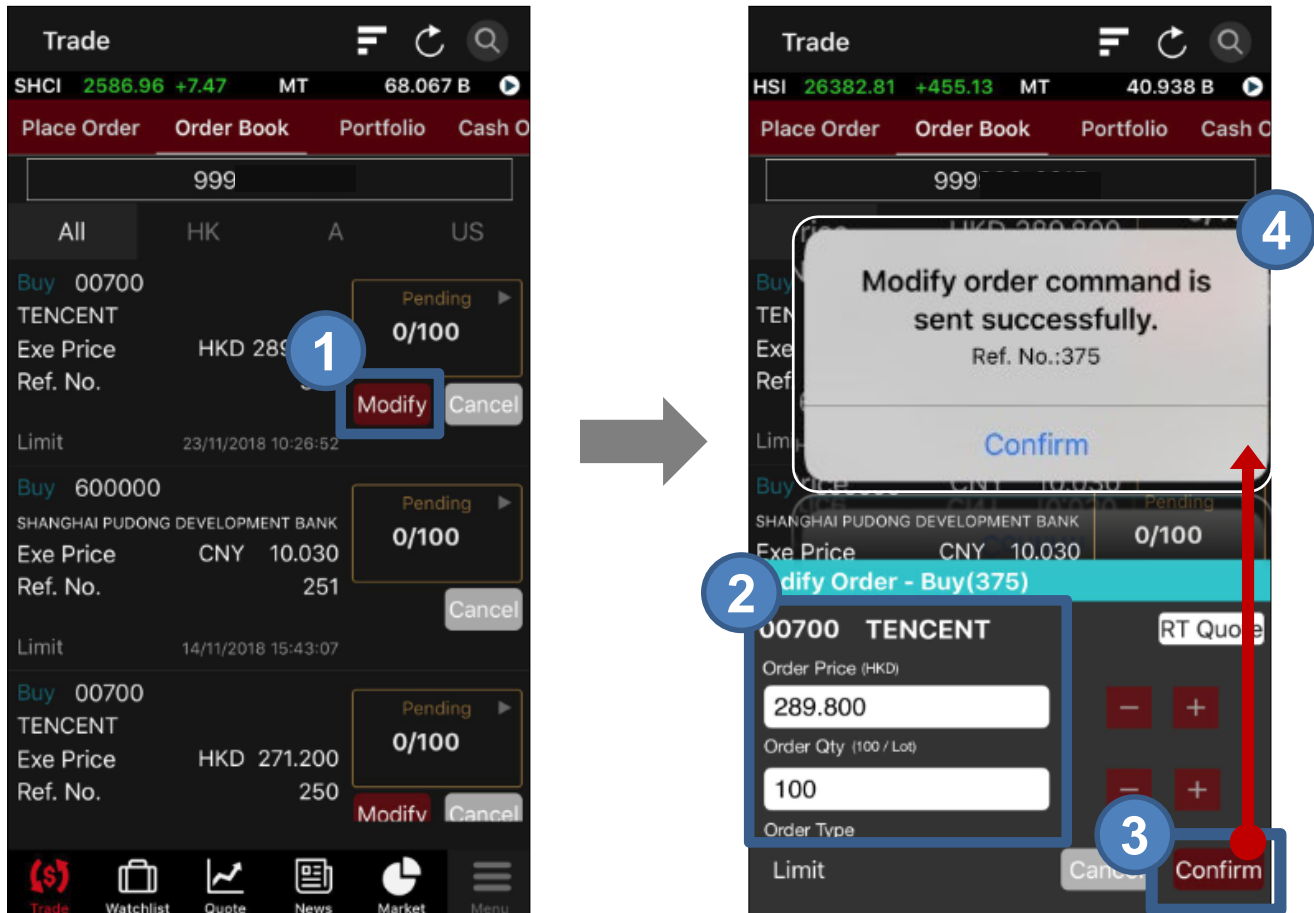
STEP 1 Go to **Order Book**

STEP 2 Click on the **Order Status**

STEP 3 View the **Order Breakdowns, Charges** and **other information**

TRADE

Order Book - Modify Order



STEP 1 Press **Modify**

STEP 2 Amend your Order details

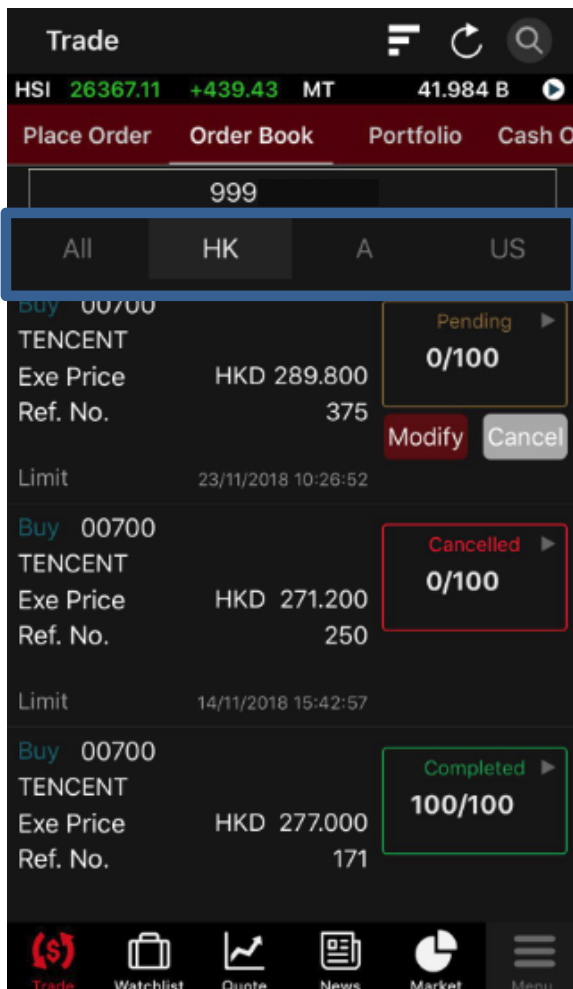
STEP 3 Press **Confirm**

STEP 4 You will get a message after the Order is successfully amended and sent to the market

TRADE

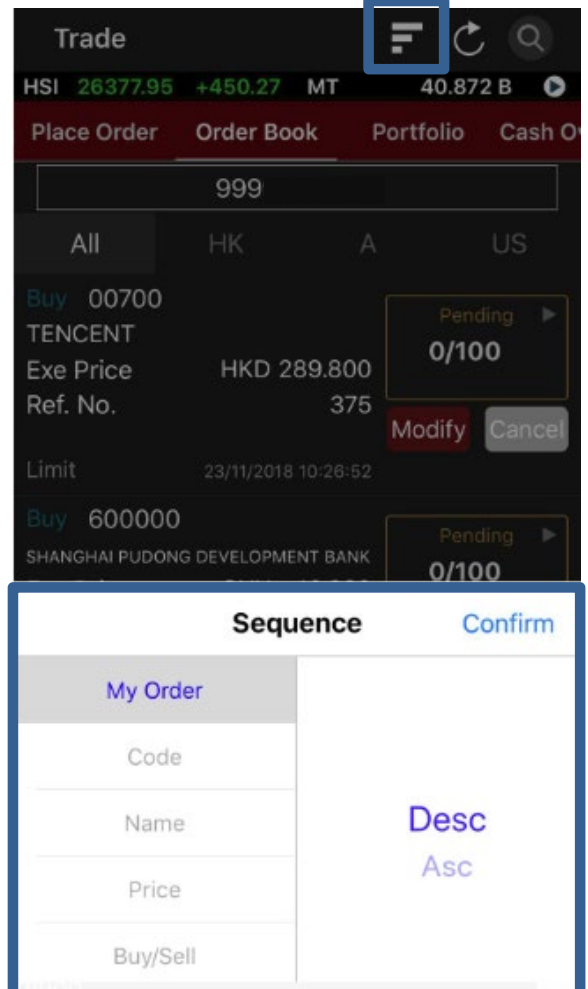
Order Book - Filter Your Order Book

By Market



Select **Market** by using the Market Tabs (All, HK, A or US)

By Other Sequences



Press the  sorting button on the top and select your sorting sequence

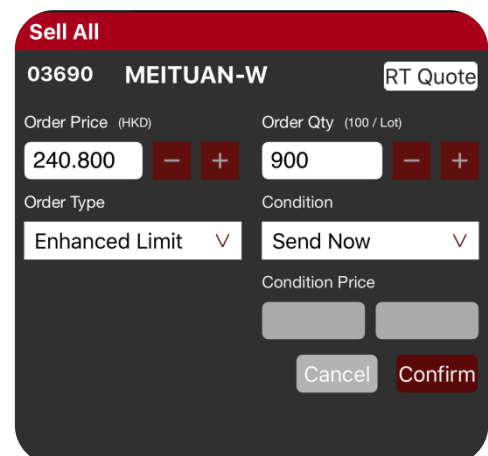
TRADE

Portfolio

Click **Portfolio** to view your portfolio including **Total Cash Value**, **Net Value**, **Used Buying Power**, **Outstanding Buy**, **Allowance** and **Buying Power without allowance**.

Sell Trade Shortcut:

Press **Sell All** to sell all stock holdings you have on hand



TRADE

Portfolio

er	Order Book	Portfolio	Cash Overview	Tr
		999		
Cash Value		HKD 9,999,999,366,780.05		
Net Value		HKD 9,999,999,534,483.84		
Used Buying Power		HKD 336,924.50		
Outstanding Buy		HKD 336,924.50		
Allowance		HKD 0.00		
Buying Power *w/o allowance		HKD 9,999,999,029,855.55		

Total Cash Value : Total Cash (CNY, HKD, USD, etc.) on hand

Net Value : Total Market Value + Total Cash Value

Used Buying Power : Buying Power for pending buy order;

- Cash Account: The Order Value of pending buy order
- Margin Account: The Order Value of queuing buy order x (1 - margin ratio %)

Outstanding Buy : Market Value for pending buy order

Allowance : For internet trade only;

- Cash Account: Order can be placed without good fund if Cash Balance + Order Size is smaller than the allowance amount
- Margin Account: Order can be placed if Buying Power or Margin Call + Order Size is smaller than Buying the allowance amount

Buying power *w/o allowance:

- Cash Account: Cash - Used Buying Power
- Margin Account: Cash + min (stock margin value, credit limit) - Used Buying Power



TRADE

Cash Overview

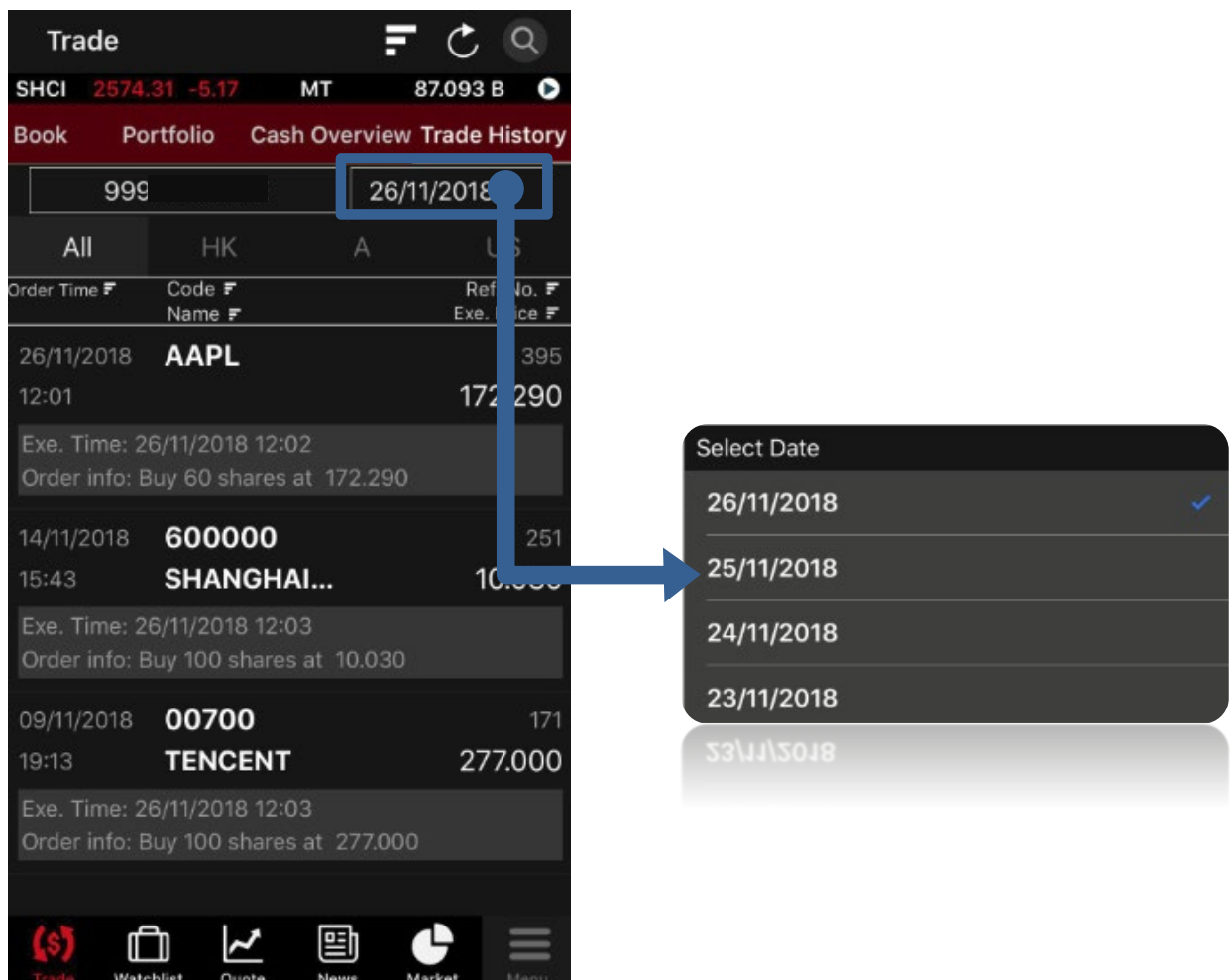
Click **Cash Overview** to view all your currencies at a glance, such as **HKD**, **CNY**, **USD** and other applicable currencies.

Trade	
HSI	26288.86 +361.18
HSCEI	10485.28 +96.75
Book Portfolio Cash Overview Trade History	
999	
Currency	Amount
CNY	49,994,744.45
HKD	9,999,999,414,065.43
USD	794,717.74

TRADE

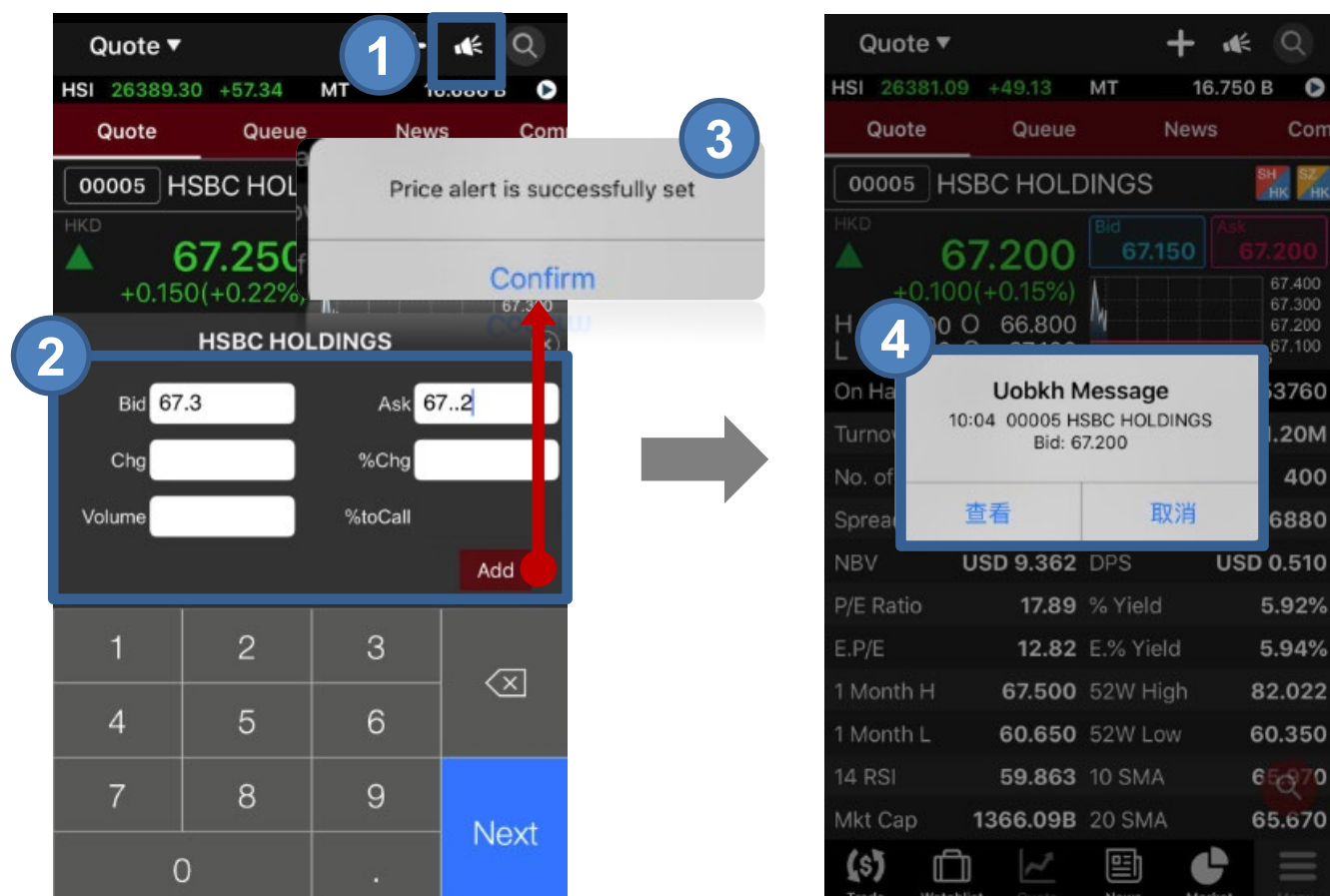
Trade History


Click **Trade History** and select a date to view all the orders executed with its **Order Info** and **Exe. Time**. The Trade History is up to **7 Days**.



PRICE ALERT (HK Streaming Users Only)

Set Your Price Alerts



STEP 1 Press the  button

STEP 2 Set your alerted criteria and click **Add**

STEP 3 Confirmation message pop when the criteria is set

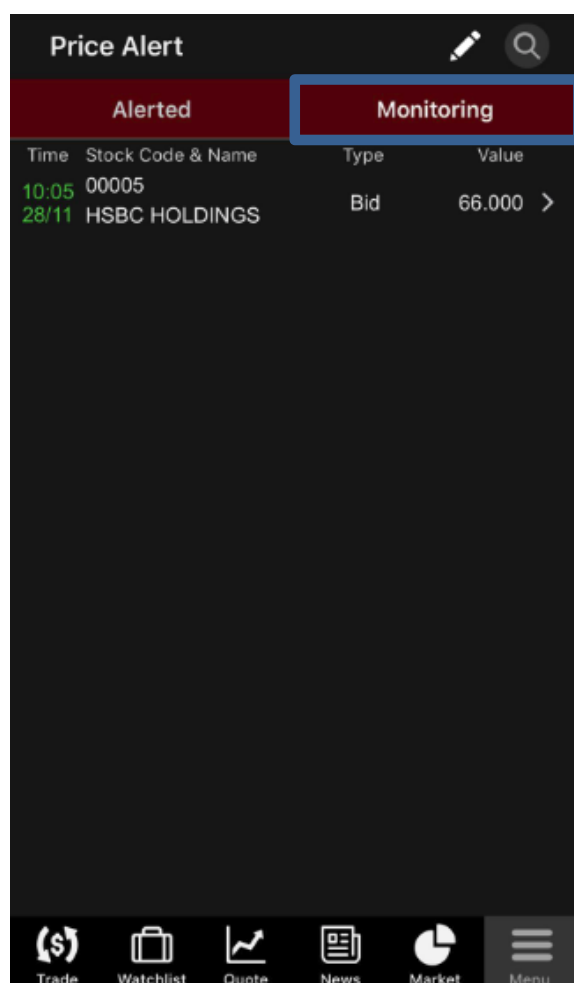
STEP 4 A notification will pop when the criteria is triggered



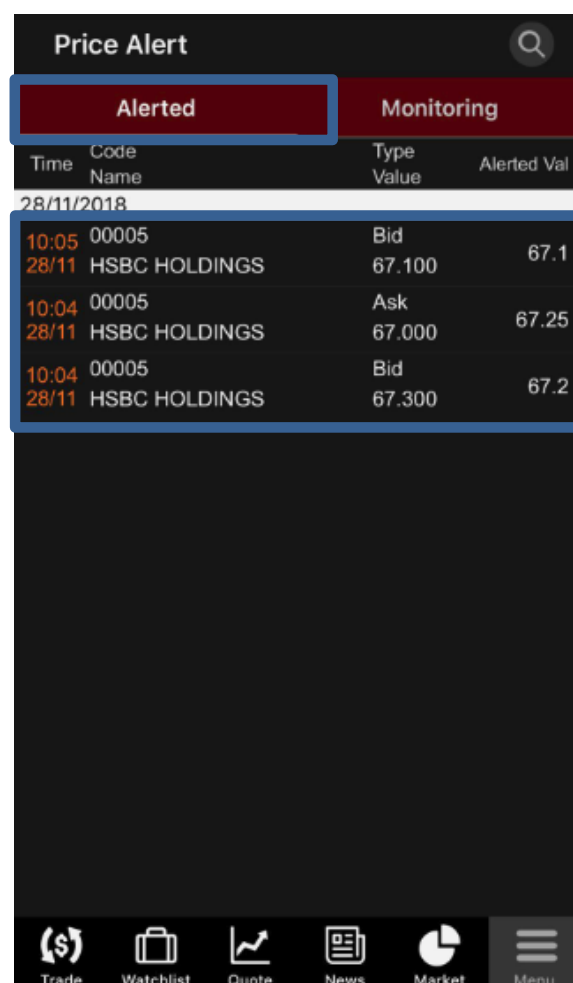
PRICE ALERT (HK Streaming Users Only)

You can monitor your Price Alerts by going to
MENU > Price Alert > Monitoring

All the alerted history will be available at the **Alerted** page



Alerted				Monitoring	
Time	Stock Code & Name	Type	Value		
10:05	00005				
28/11	HSBC HOLDINGS	Bid	66.000	>	

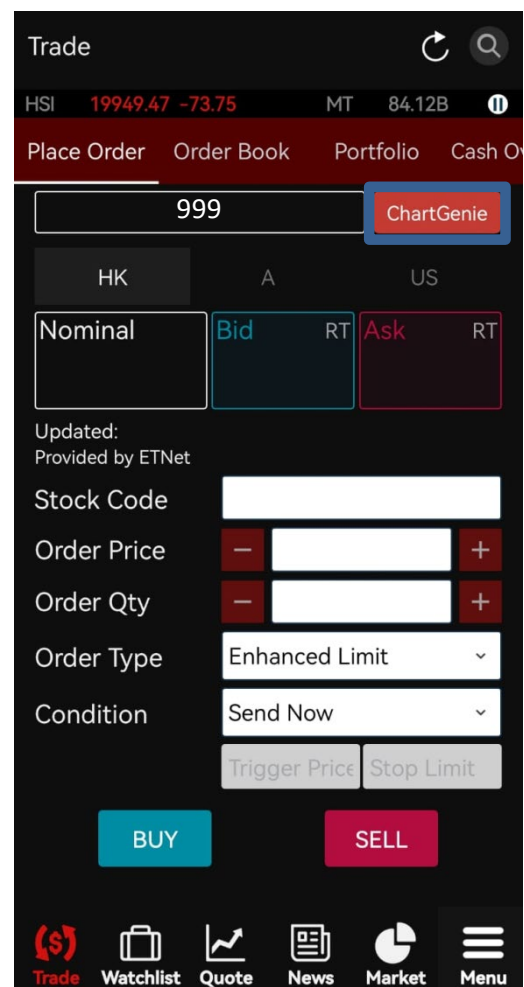
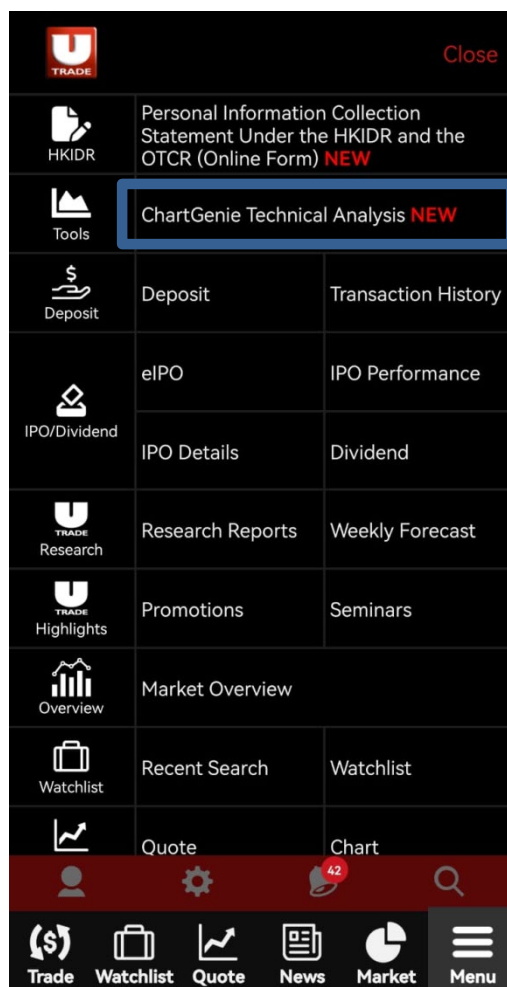


Alerted		Monitoring	
Time	Code Name	Type Value	Alerted Val
28/11/2018			
10:05	00005	Bid	
28/11	HSBC HOLDINGS	67.100	67.1
10:04	00005	Ask	
28/11	HSBC HOLDINGS	67.000	67.25
10:04	00005	Bid	
28/11	HSBC HOLDINGS	67.300	67.2

CHARTGENIE TECHNICAL ANALYSIS

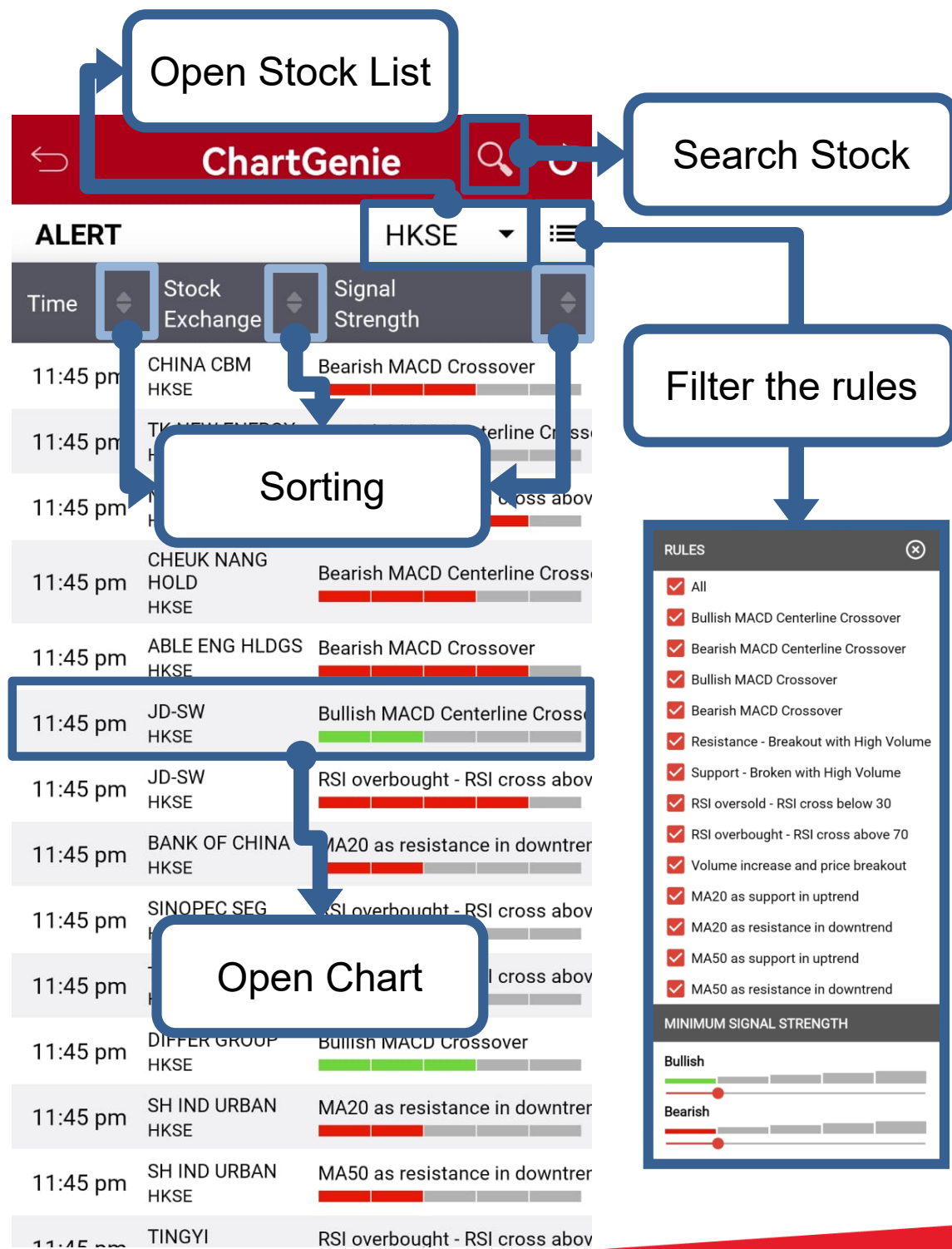
Access to ChartGenie Technical Analysis via

- **MENU > ChartGenie Technical Analysis**
- **Trade > ChartGenie**



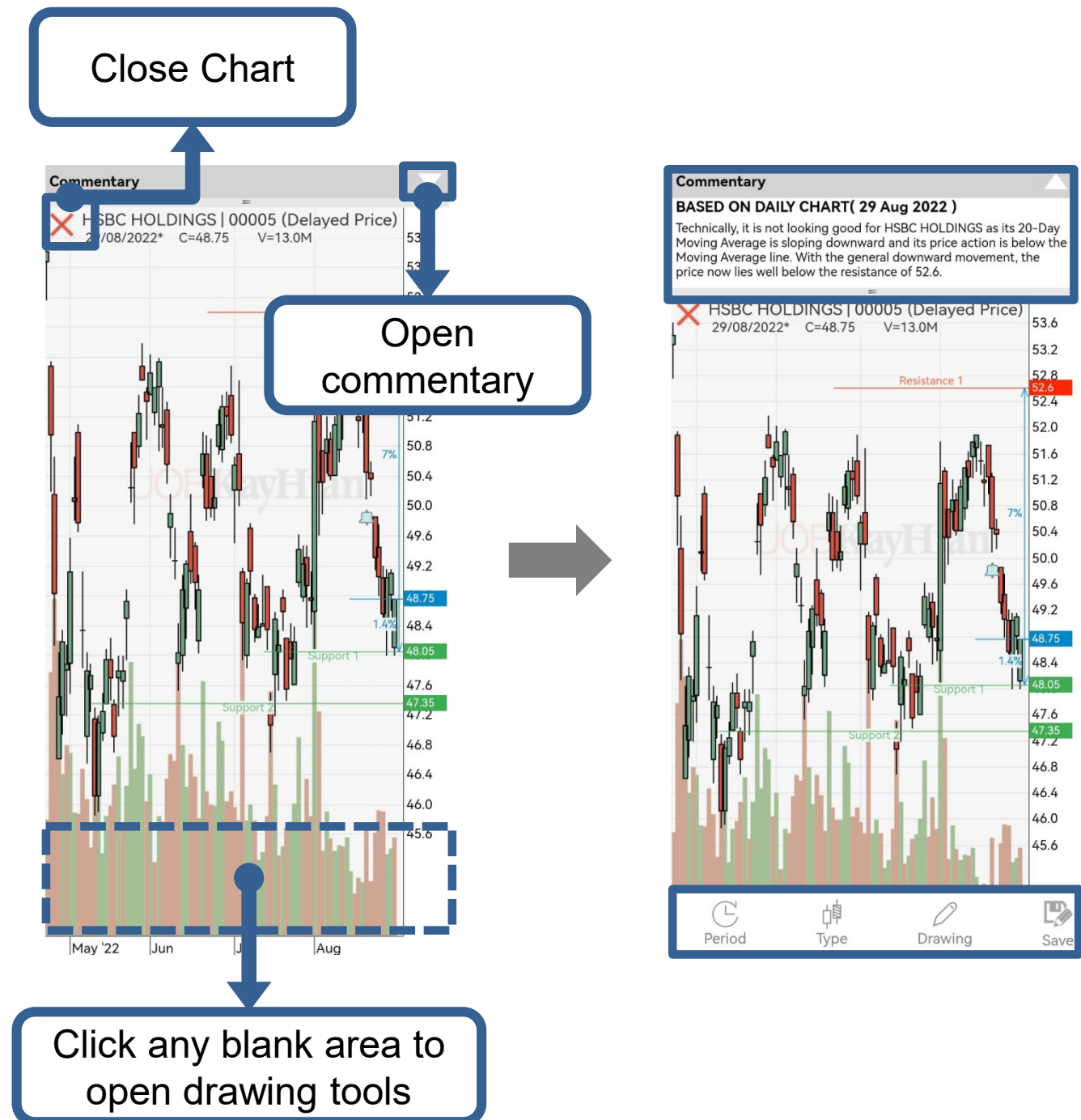
CHARTGENIE TECHNICAL ANALYSIS

You may view different stock alerts with sorting and filtering functions

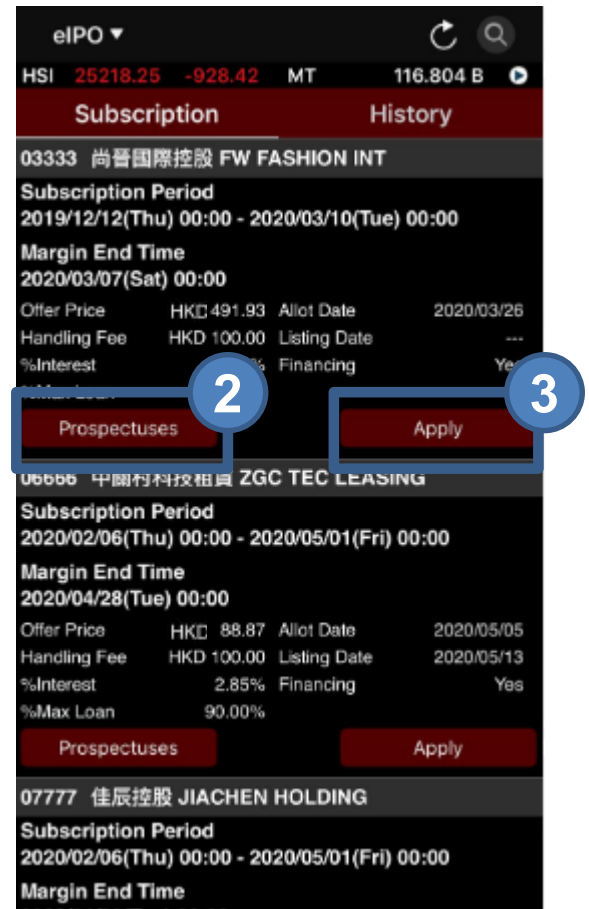
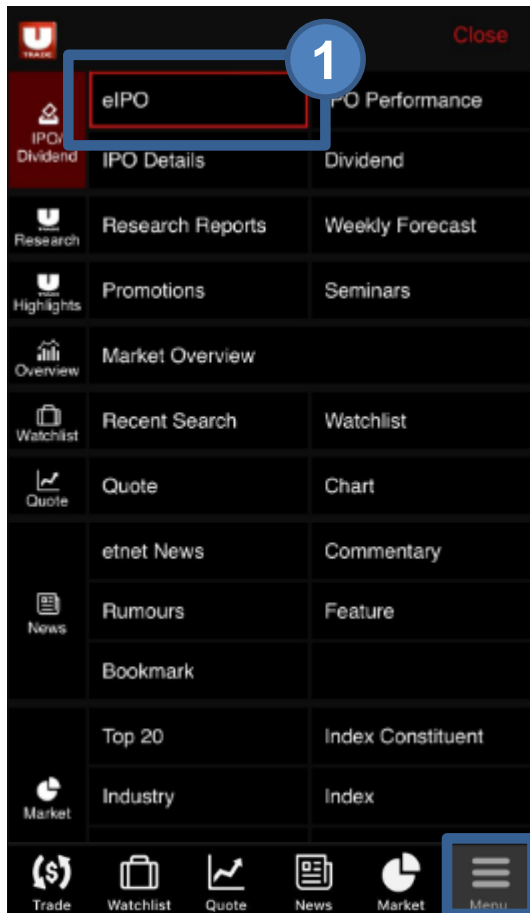


CHARTGENIE TECHNICAL ANALYSIS

You may view commentary of the stock and use different drawing tools when accessing to the chart



e-IPO Subscription



- STEP 1** Choose **eIPO** in **Menu**
- STEP 2** System will show the list of available IPOs and related information such as **IPO Product Name**, **Application Start Time** and **End Time**, **Offering Price** and **Maximum Loan Ratio** etc. You can open the prospectuses by pressing **Prospectuses**
- STEP 3** Click “**Apply**” and the “Terms, Conditions & Disclaimer” window will pop up. If you agree with the details, click “**Accept**”

e-IPO Subscription

Subscription

4 Apply Qty: 10,000

Product Code: 06666

Name: 中關村科技租賃 ZGC TEC LEASING

Apply Amount: HKD 888,678.00

Handling Fee: HKD 100.00

Margin End time: 2020/04/28(Tue) 00:00

5 Loan Financing: No Loan Required

Loan Amount: ---

Max Loan Ratio(%): ---

Loan Interest(%): ---

Loan days: ---

Interest: ---

Deposit Amount: ---

備註: 公開發售文件
點索取,詳情請
https://www1.sehk/2020/0124/2020012400010_c.pdf

Remarks: Copies of the public offer documents may also be obtained from the locations listed in the prospectus, details please refer to:

6 [Reset] [Apply]

Please verify input data is correct.
After IPO subscription has been confirmed, please call your account executive to modify or cancel your application

Cancel Confirm

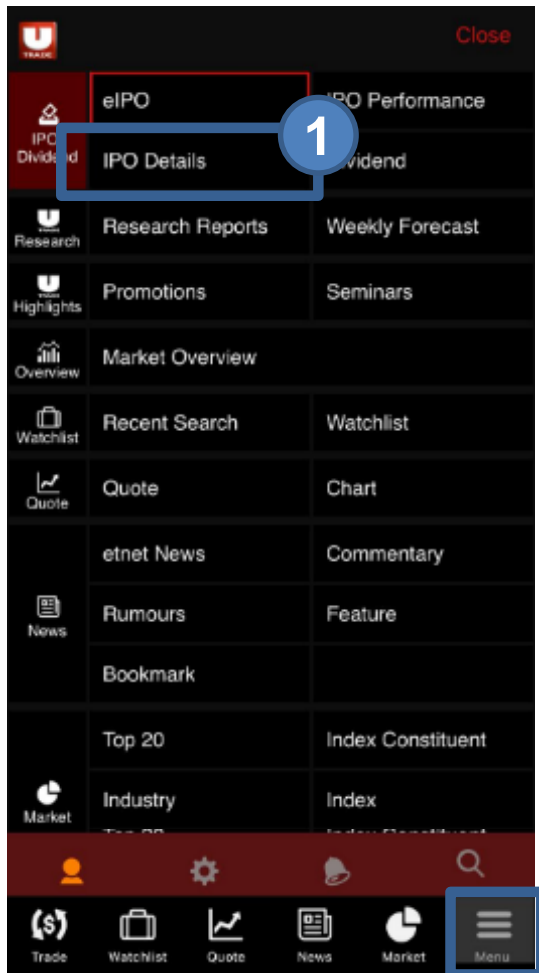
Select Financing Ratio

- No Loan Required ✓
- 90.00% Loan
- Custom Loan Ratio
- Custom Loan Amount

- STEP 4** Input **Apply Qty**, system will show the corresponding Apply Amount underneath.
- STEP 5** Set your **Loan Amount / Ratio**; for application that does not require loan, select **No Loan Required**
- STEP 6** Press **Apply** and **Confirm**

e-IPO Subscription

You can review your subscription history by going to
MENU > eIPO > History



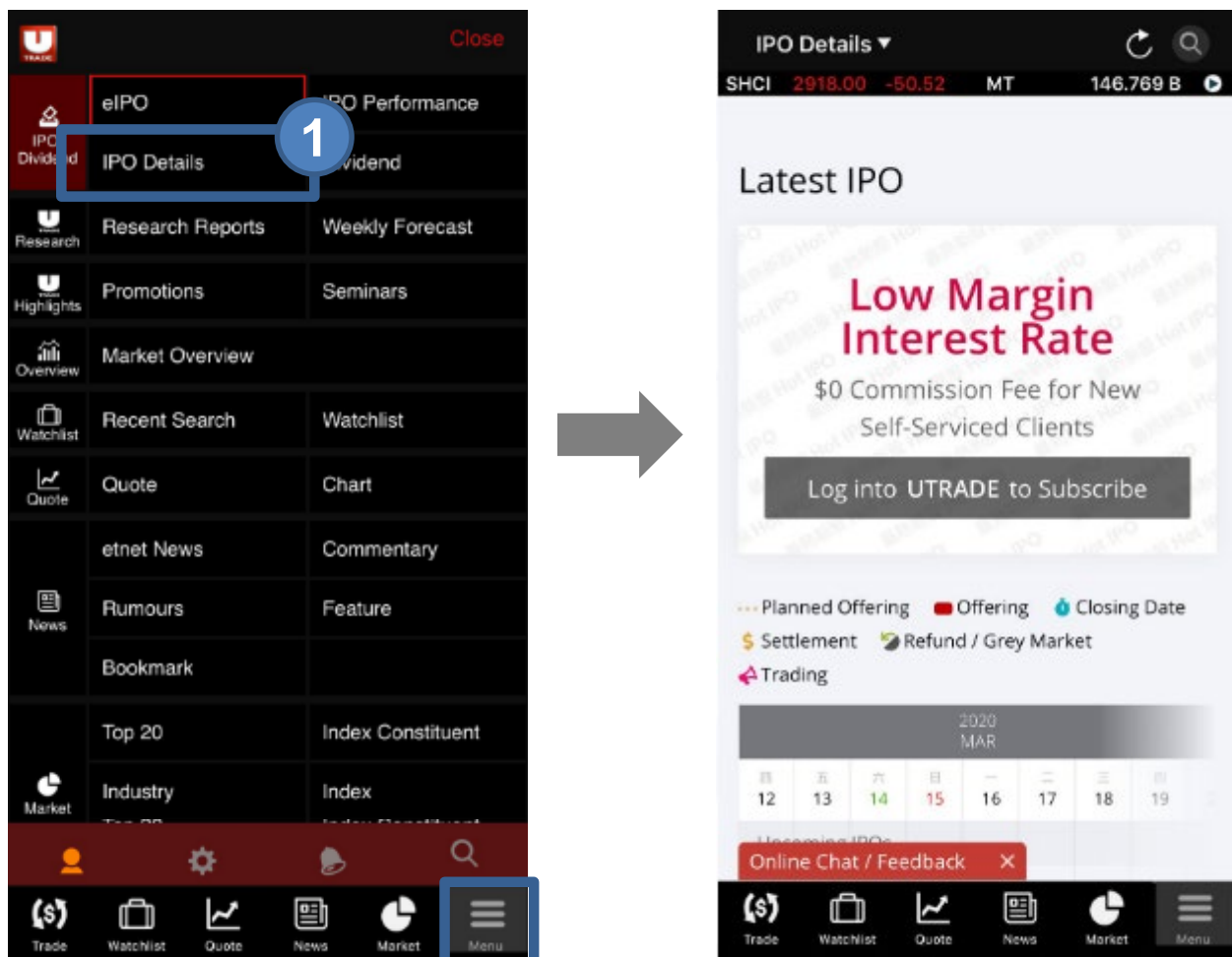
STEP 1 Select **eIPO** in **Menu**

STEP 2 Select **History**

STEP 3 The application is displayed. You can review the **Apply Qty**, **Apply Amount**, **Loan Amount** and **Deposit Amount**.

IPO Details

You can view IPO Subscription Information such as **Date of Offering, Closing Date, Date of Refund/Grey Market, Oversubscription** etc.



Select **IPO Details** in **Menu**

IPO Performance

At **IPO Performance**, you can find the most updated **Listing IPO** and **IPO News**.

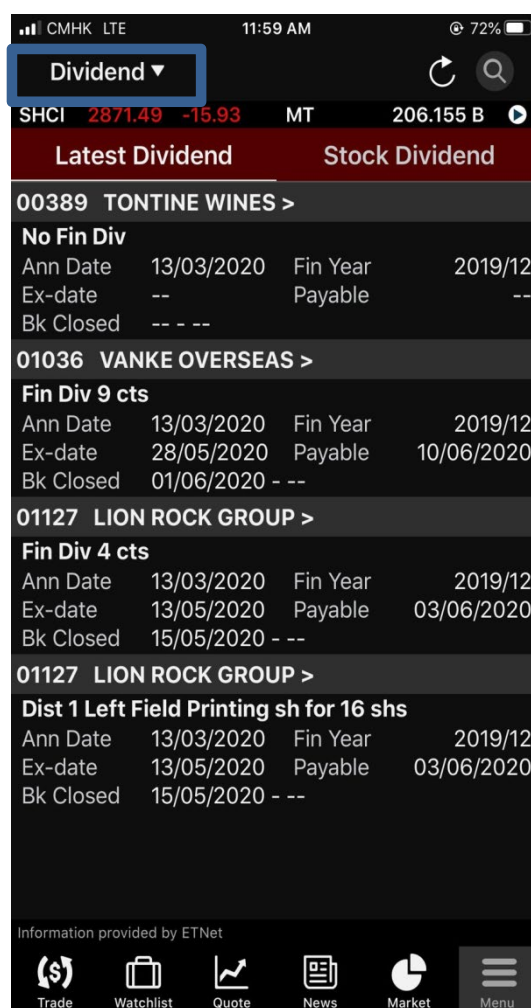
By selecting **Dividend**, you can find the most updated information and all the past records of dividend from the listed companies.



The screenshot shows the 'IPO Performance' app interface. At the top, there's a status bar with 'CMHK LTE', '11:58 AM', and '72%' battery. Below the status bar is a navigation bar with 'IPO Performance' selected. The main content area is divided into two sections: 'Listed IPO' and 'IPO News'. The 'Listed IPO' section displays a list of IPOs with their details:

Company	Nominal	Offer Price	List Date	Open	%Chg	Acc. Chg	Listing
01941 YE XING GROUP >	1.850	1.560	1.470	2020/03/13	+7.56%	+18.59%	
01859 BRIGHT CULTURE >	2.000	2.260	2.260	2020/03/13	-4.76%	-11.50%	
01433 CIRTEK HLDGS >	0.154	0.250	0.161	2020/03/12	+14.93%	-38.40%	
01950 SUNLIGHT TECH H >	0.840	0.520	0.500	2020/03/12	+44.83%	+61.54%	
09936 XIMEI RESOURCES >	2.170	2.230	2.000	2020/03/12	+11.86%	-2.69%	
01343 WEI YUAN HLDG >	1.240				+25.25%		

The bottom of the screen features a navigation bar with icons for Trade, Watchlist, Quote, News, Market, and Menu.



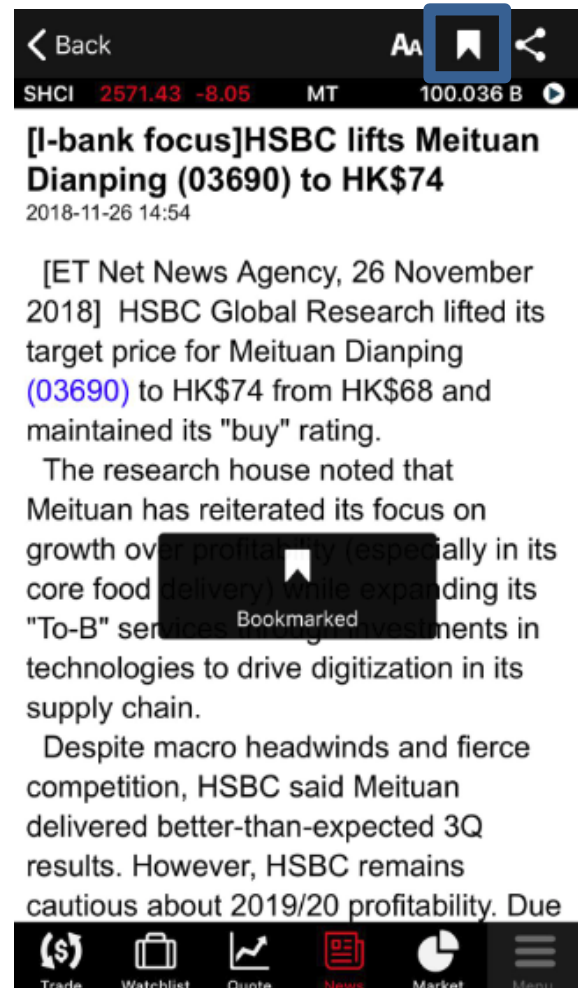
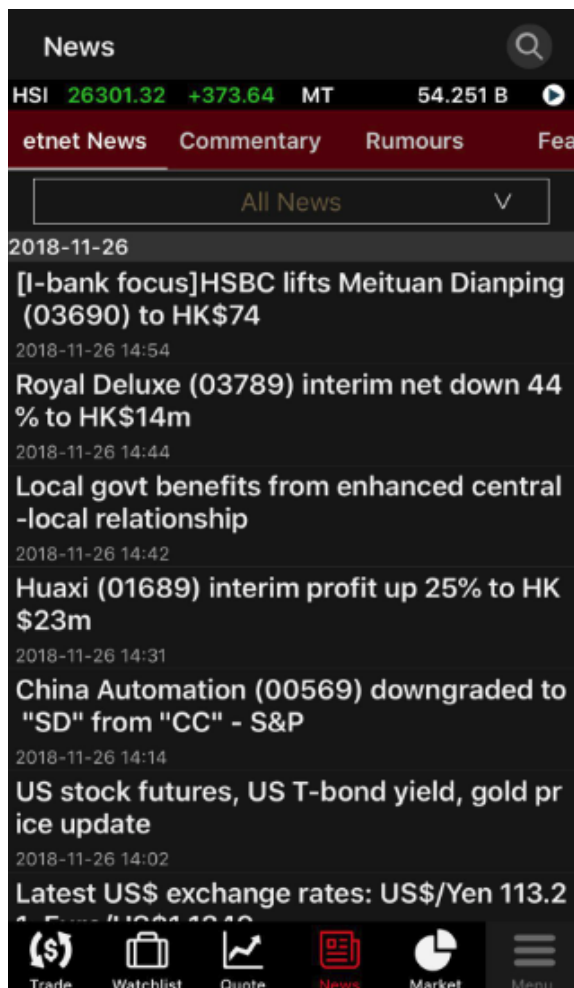
The screenshot shows the 'Dividend' app interface. At the top, there's a status bar with 'CMHK LTE', '11:59 AM', and '72%' battery. Below the status bar is a navigation bar with 'Dividend' selected. The main content area is divided into two sections: 'Latest Dividend' and 'Stock Dividend'. The 'Latest Dividend' section displays a list of companies with their dividend details:

Company	Dividend Type	Ann Date	Ex-date	Bk Closed	Fin Year	Payable
00389 TONTINE WINES >	No Fin Div	13/03/2020	--	--	2019/12	--
01036 VANKE OVERSEAS >	Fin Div 9 cts	13/03/2020	28/05/2020	01/06/2020	2019/12	10/06/2020
01127 LION ROCK GROUP >	Fin Div 4 cts	13/03/2020	13/05/2020	15/05/2020	2019/12	03/06/2020
01127 LION ROCK GROUP >	Dist 1 Left Field Printing sh for 16 shs	13/03/2020	13/05/2020	15/05/2020	2019/12	03/06/2020

The bottom of the screen features a navigation bar with icons for Trade, Watchlist, Quote, News, Market, and Menu.

NEWS

Select **News** to access news from ETNET, Commentary, Rumors, Features and Bookmark.



TIPS:

Click the **Bookmark** button on the top right to save News.
Go to **News > Bookmark** to view your saved news



MARKET

Select **Market**, there are information of **Top 20**, **Index Constituent**, **Industry**, **Index**, **Sector** and **Forex/Commodity**.

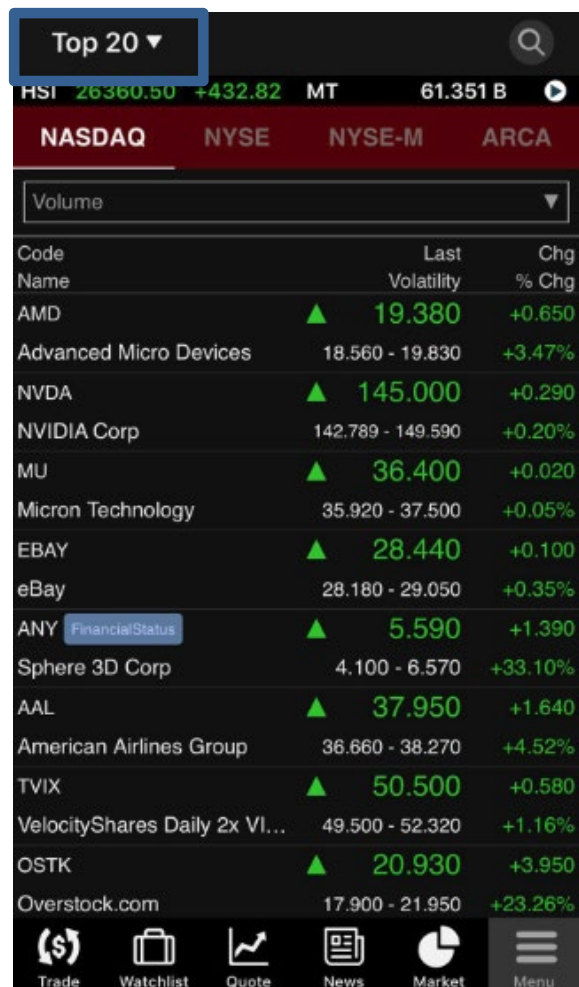


Top 20 ▼		
SHCI	2571.59	-90
MT	102.176	B
Stock	Warrant	CBBC
%Gainer		
Code	Nominal	Chg
Name	H/L	% Chg
08082	0.560	+0.170
SAGE INT'L GP	0.420 - 0.570	(+43.59%)
08073	0.570	+0.165
SINGYES NM	0.405 - 0.590	(+40.74%)
08140	0.345	+0.075
BOSATECH	0.255 - 0.380	(+27.78%)
08502	1.160	+0.230
OCEAN LINE POR	0.850 - 1.220	(+24.72%)
00844	0.630	+0.110
GREATIME INTL	0.500 - 0.690	(+21.15%)
01046	0.540	+0.090
UNIVERSE ENT	0.490 - 0.540	(+20.00%)
08017	0.620	+0.100
TRADEGO	0.520 - 0.640	(+19.23%)
08480	2.940	+0.440
FURNIWEB	2.750 - 3.000	(+17.60%)
08053	0.495	+0.075
PIZU GROUP	0.500 - 0.500	(+17.86%)
00756	0.234	+0.035



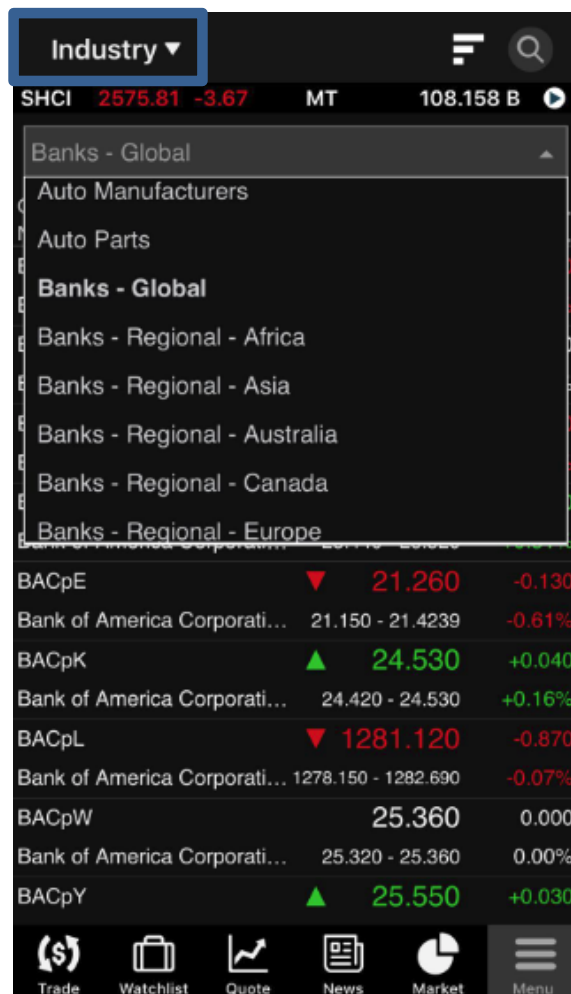
MARKET (US) (US Streaming Subscribers Only)

At **Market (US)**, there are information of **Top 20**, **Volume** of different US exchanges, **Index Constituent** and **Industry**.



The screenshot shows the 'Top 20' market view. At the top, there's a search bar and a 'Top 20' dropdown menu. Below this, there are tabs for NASDAQ, NYSE, NYSE-M, and ARCA. A 'Volume' dropdown menu is also present. The main table lists the top 20 stocks with columns for Code, Name, Last, Volatility, and Chg % Chg. The bottom navigation bar includes icons for Trade, Watchlist, Quote, News, Market, and Menu.

Code	Name	Last	Volatility	Chg % Chg
AMD		19.380		+0.650
Advanced Micro Devices		18.560 - 19.830		+3.47%
NVDA		145.000		+0.290
NVIDIA Corp		142.789 - 149.590		+0.20%
MU		36.400		+0.020
Micron Technology		35.920 - 37.500		+0.05%
EBAY		28.440		+0.100
eBay		28.180 - 29.050		+0.35%
ANY	Financial Status	5.590		+1.390
Sphere 3D Corp		4.100 - 6.570		+33.10%
AAL		37.950		+1.640
American Airlines Group		36.660 - 38.270		+4.52%
TVIX		50.500		+0.580
VelocityShares Daily 2x VI...		49.500 - 52.320		+1.16%
OSTK		20.930		+3.950
Overstock.com		17.900 - 21.950		+23.26%



The screenshot shows the 'Industry' market view. At the top, there's a search bar and an 'Industry' dropdown menu. Below this, there are tabs for Banks - Global, Auto Manufacturers, Auto Parts, Banks - Regional - Africa, Banks - Regional - Asia, Banks - Regional - Australia, Banks - Regional - Canada, and Banks - Regional - Europe. The main table lists the industry constituents with columns for Code, Name, Last, Volatility, and Chg % Chg. The bottom navigation bar includes icons for Trade, Watchlist, Quote, News, Market, and Menu.

Code	Name	Last	Volatility	Chg % Chg
BACpE		21.260		-0.130
Bank of America Corporati...		21.150 - 21.4239		-0.61%
BACpK		24.530		+0.040
Bank of America Corporati...		24.420 - 24.530		+0.16%
BACpL		1281.120		-0.870
Bank of America Corporati...		1278.150 - 1282.690		-0.07%
BACpW		25.360		0.000
Bank of America Corporati...		25.320 - 25.360		0.00%
BACpY		25.550		+0.030

UTRADE RESEARCH

Research Reports

Login and access to Research reports of UOB Kay Hian including **Daily Commentary**, **Technical Analysis**, **US Daily Forecast** and **Stock Reports**.

Research Reports ▾

HSI 26261.83 -114.35 MT 63.293 B

 UOB Kay Hian

☰

Research

Hong Kong and China Markets



Retail Market Monitor

A daily review of the Hong Kong market, with stock picks and market / corporate news.

READ MORE

Trade

Watchlist

Quote

News

Market

Menu

Research Reports ▾

HSI 26331.96 -44.22 HSCEI 10515.30 -6.23

 UOB Kay Hian

☰

HONG KONG

Tuesday, 27 November 2018

MARKET NEWS

Down futures retreated amid Trump's view on lower probability for a delay in increase of tariff rate.

Yesterday (26 November), the HSI rose 440 points to settle at 26,332 points. The HSCEI gained 133 points and closed at 10,515 points. The market turnover amounted to HK\$14.056 bn with 858 gains and 712 losses.

The Hong Kong stock market opened and closed higher yesterday, sustaining a stronger trend than regional markets since last week. Among the top 10 Hang Seng index (HSI) constituents ranked by weighting, all recorded over 1% increase except CHOC (563 HK). This drove HSI sharply higher in a market with low turnover. In terms of industry sectors, local property stocks and high yield utility stocks generally rose higher, benefiting from a lower expectation on US rate hike. However, Southbound Trading Link recorded a net outflow of HK\$1518 million yesterday, indicating the liquidity is still not active. Moreover, capital outflow was generally seen among large HSI constituents as well, suggesting that investors were not fully optimistic about the market outlook.

Last night, the US stocks rebounded, with the Dow rose 354 points or 1.46% while the S&P and the Nasdaq gained 1.50% and 2.86% respectively. According to the data from an analytics provider, Thanksgiving weekend sales for the past four days in the U.S. totalled about US\$60 billion. Adobe also reported that total online sales on Thanksgiving Day and Black Friday alone surged 28% and 23.6% respectively when compared to those of last year. Satisfactory sales became a momentum for the stock market to rebound.

However, the US President Trump said in a later interview that it is highly unlikely that he would delay an increase in tariffs to 25% on US\$500 billion of Chinese imports, and suggested he could place a 10% tariff on iPhones and laptops made in China. After the news, the Apple Inc. plunged 2%, the eShares year returned to 6.5%, and the Dow futures dropped nearly 100 points, in turn affecting the opening performance of the Hong Kong stock market.

WHAT'S IN THE PACK

Minsheng Education (0883 HK)
1831.28 announced that it agreed to acquire 57% of the equity interest of Qufu Changrong at a total consideration of HK\$601.8 million and will indirectly hold 51% of sponsor interest in Farnest College through Qufu Changrong upon completion of the acquisition for the school year 2018-2019. Farnest College has a student number of 6,117. Tuition fee in school year 2018-2019 is approximately RMB4,000 to RMB5,000. In the 10 months ended 31 October, the net profit of Farnest College was RMB13.895 million.

HKT-S5 (6823 HK)
Trading Buy Range: HK\$11.48-11.48
Last price: HK\$11.40
Target price: HK\$11.50 / HK\$12.20
Protective stop: Breaks below HK\$10.87

Naga Corp (3918 HK)
Trading Buy Range: HK\$4.26-4.27
Last price: HK\$4.19
Target price: HK\$4.07 / HK\$4.13
Protective stop: Breaks below HK\$3.68

PRICE CHART (Hong Kong Index)



KEY INDICES

	Pre-Close	Close	Chg (%)	YTD (%)
HSI index	26,375	26,332	-0.17	-11.8
HSCEI index	10,500	10,515	+0.14	+1.4
DJIA index	25,701	25,715	+0.05	+6.1
S&P500 index	2,576	2,581	+0.19	+2.1
FTSE index	7,464	7,468	+0.05	+3.3
NYSE index	27,912	27,915	+0.01	+4.9
DAX index	11,364	11,368	+0.04	+2.1
CAC index	4,088	4,092	+0.10	+8.0

TOP VOLUME

Stock	Price (HK\$)	Chg (%)	Value (Bn)
WANG	288.00	2.34	44.48
CSB	4.83	1.85	19.49
PRG	75.32	1.15	18.36
TRACOR	28.88	1.80	14.84
JS	80.80	1.81	11.89

TOP GAINERS

Stock	Price (HK\$)	Chg (%)	Value (Bn)
UNIVERSAL	0.05	32.22	0.12
GRUPO	0.02	19.23	0.10
CHINA	0.28	18.98	0.11
CHINA	0.04	18.26	0.02
CHINA	1.00	15.78	0.08

TOP LOSERS

Stock	Price (HK\$)	Chg (%)	Value (Bn)
SH PINE	0.02	-4.9	4.05
CHINA	0.02	-22.2	0.01
FAW	0.17	-19.0	0.05
CHINA	0.02	-19.0	0.02
CHINA	0.02	-19.0	0.02

RESEARCH
Join Us
+852 2258 6712
www.gobuy.com.hk

www.utrade.com.hk

Trade

Watchlist

Quote

News

Market

Menu



UTRADE RESEARCH

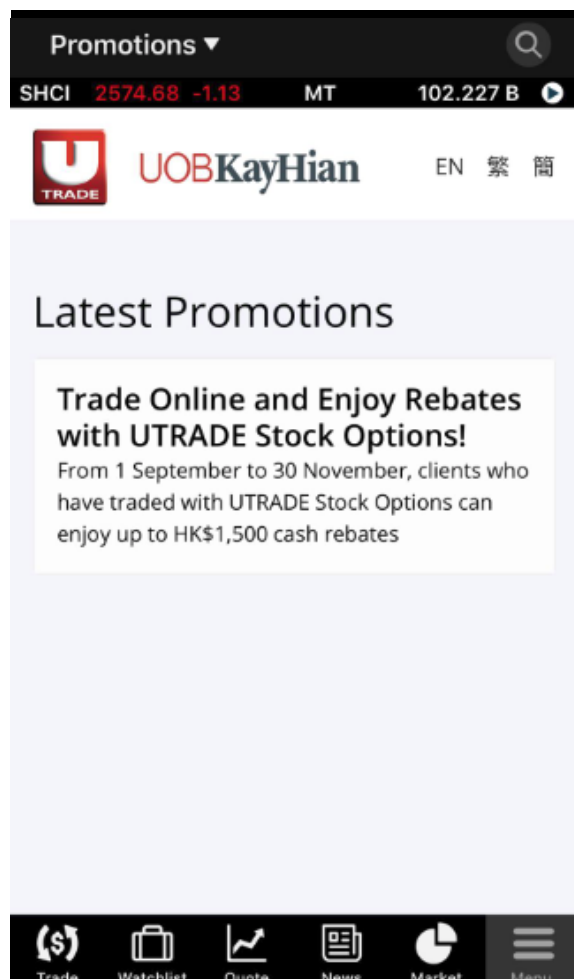
Weekly Forecast

Market Commentary videos offer you a quick review of major market issues. (Cantonese only)



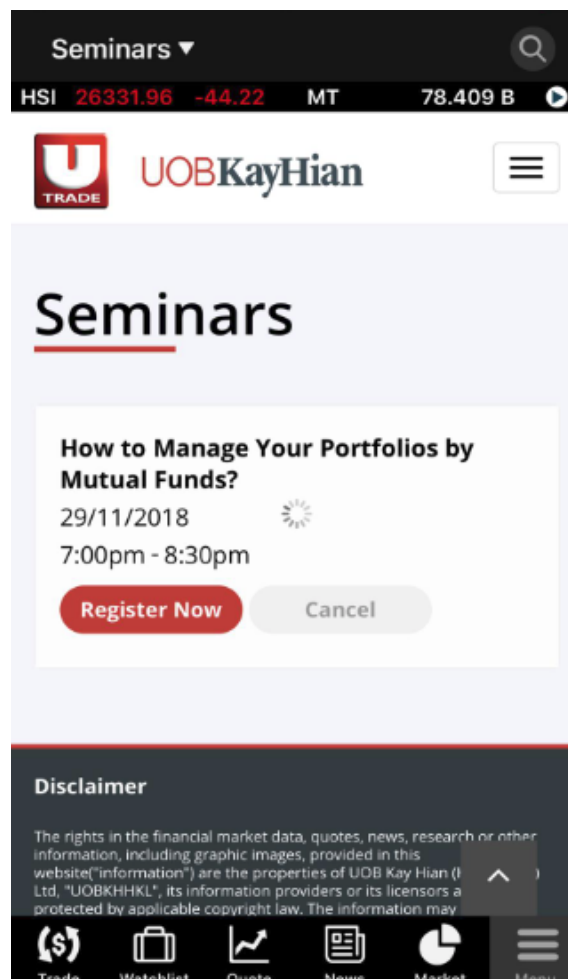
UTRADE HIGHLIGHTS

Promotion



You may find the most updated promotion and new product launch by UOB Kay Hian


Seminar

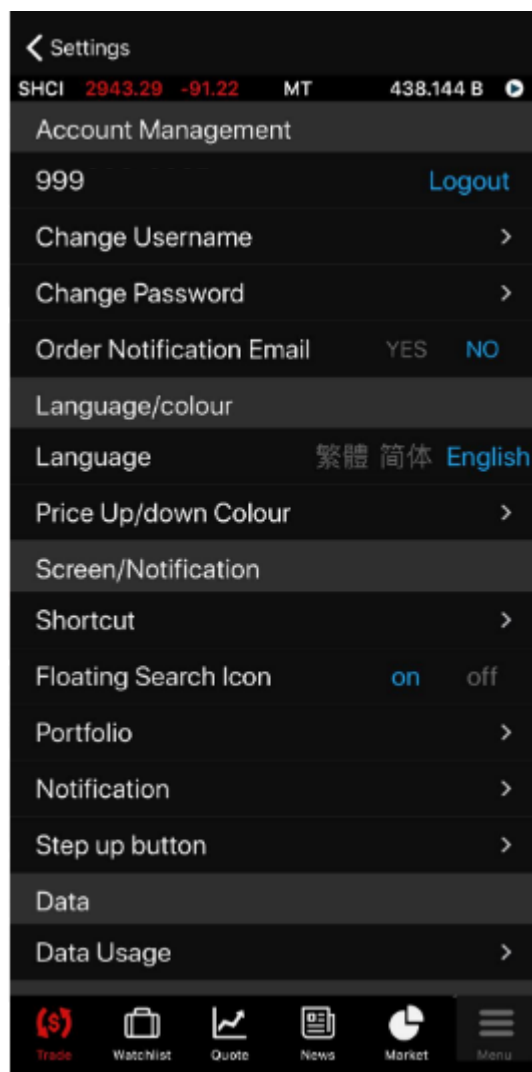
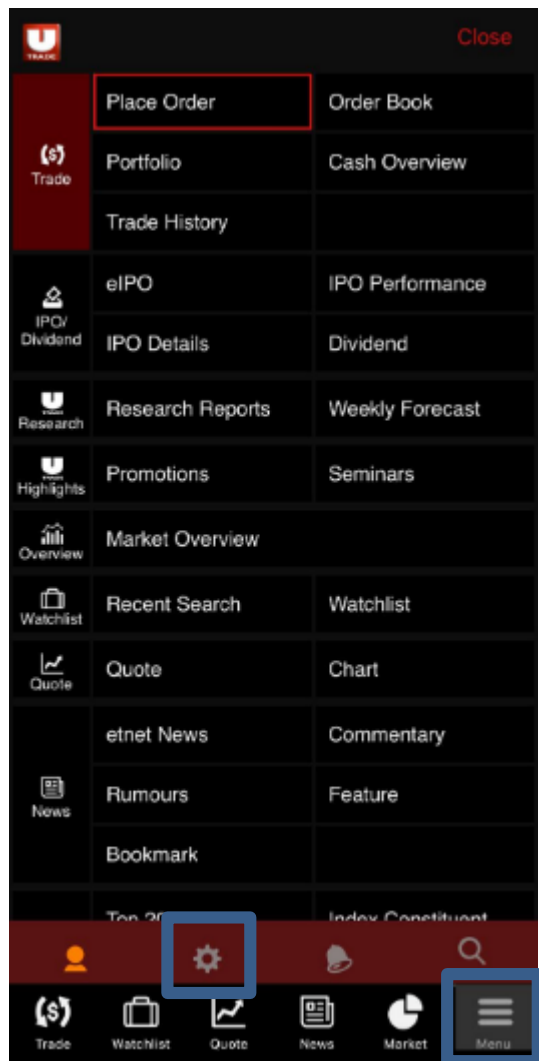


You can view the latest information of our monthly seminar and register directly



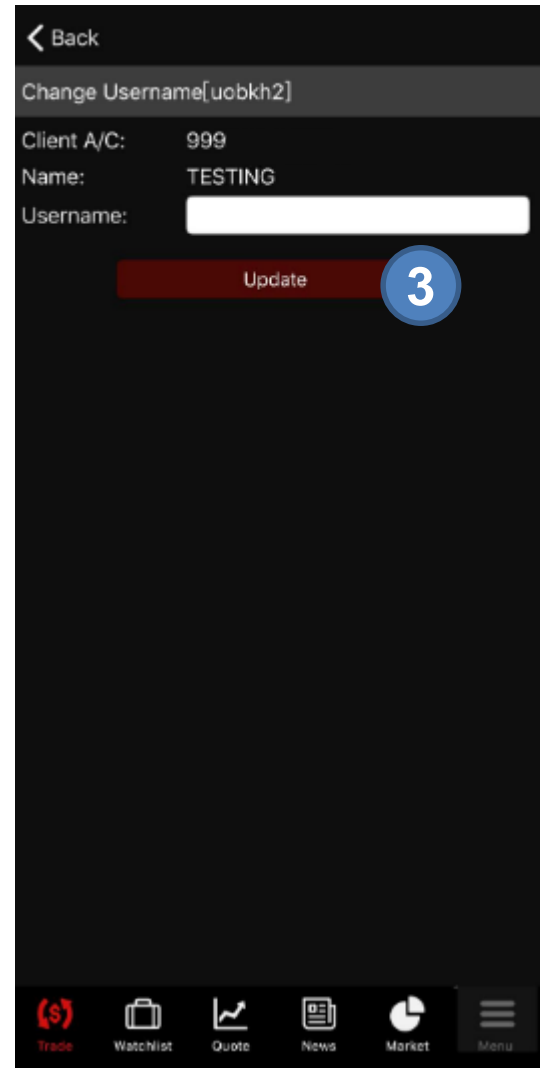
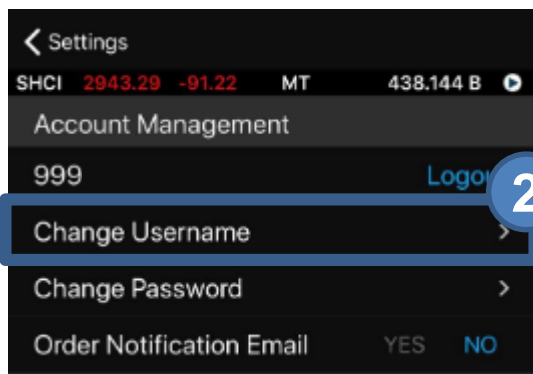
APP SETTINGS

Go to **MENU** and press the  **Setting** button to customize the app behaviours including **Language**, **Price Up/Down Colour**, **Shortcut Buttons** and **Notification Settings**.



APP SETTINGS

Change Username



STEP 1 Select  in menu

STEP 2 Select **Change Username** under Account Management

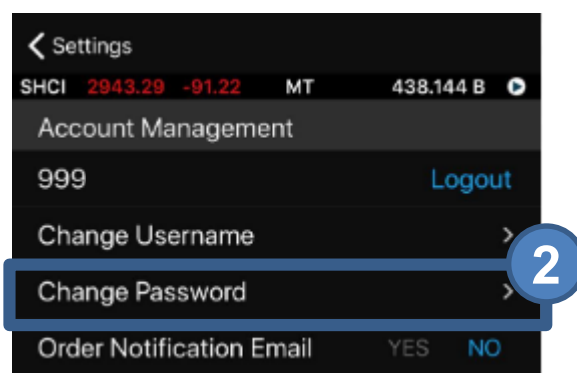
STEP 3 Press **Update** after you input new username

Confirmation will pop out after you have successfully changed username. Press **Confirm**.

If system replies error message, e.g. Login ID has already been used by other user, please repeat the above steps with another username.

APP SETTINGS

Change Password



STEP 1 Select  in menu

STEP 2 Select **Change Password** under Account Management



APP SETTINGS

Change Password

< Back

Change Password

Client A/C: 999

Name: TESTING

Login Username: uobkh2

Old Password: 3

New Password:

Confirm New Password:

Password Rule: Minimum length 6 characters,
Maximum length 12 characters
Must contain at least 1 digit(s)
Must contain at least 1 letter(s)

Note: 1) The password is case sensitive.
2) It must be alphanumeric and between 6 and 12 characters.
3) You will be prompted to change your password every 300 days.

4 Update Login Password

STEP 3 Input **Old Password**, **New Password *** and **Confirm New Password** respectively

STEP 4 Press **Update Login Password**

Confirmation will pop out after you have successfully changed username. Press **Confirm**.

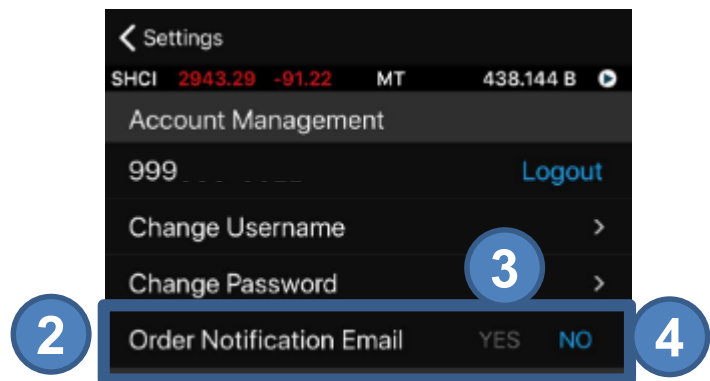
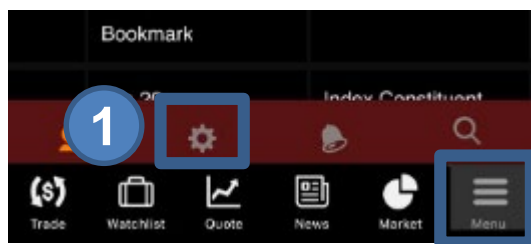
If system replies error message, e.g. password needs to have at least 1 numeric digits, please repeat the above steps with another password.

* The new password is case sensitive, must be alphanumeric and between 6 and 12 characters.



APP SETTINGS

Order Notification Email



STEP 1 Select  in menu

STEP 2 **Order Notification Email** is under Account Management

STEP 3 If you wish to receive Order Notification Email, select **YES**.

STEP 4 If you wish NOT to receive Order Notification Email, select **NO**. Then press **Confirm** to declare that you understand and accept the risk.

ASSISTANCE AND FEEDBACK

Please contact Client Services Hotline at (852) 2136 1818 or email to clientservices@uobkayhian.com.hk for any assistance or feedback.

