

UTRADE Futures (SP Trader) Two-factor Authentication User Guide

At UOB Kay Hian, we are committed to providing better trading systems with higher security for our clients. UTRADE Futures trading platforms have launched Two-factor Authentication Service to strengthen the security while you login to UTRADE Futures trading platforms. After the launch, you are required to register for the Two-factor Authentication service upon first login. Below are the simple steps to register for Two-factor Authentication Service:

Register on UTRADE Futures Web Program

Step 1: Download or update UTRADE Futures, and open the app

Updated UTRADE Futures (SPTrader) Web Program version:
SP trader R8.76.8 or above

Download link: <http://www.sharppoint.com.hk/download0>

Step 2: Enter "User Id" and "Password", and login as usual

SSL Login

EN English 繁 中文繁體 簡 简体中文

Profile SP UAT

Host futures.utrade.com.hk

2nd Host

3rd Host

User Id 999996-020F

Password *****

☐ Proxy

☐ Port 80

☒ Save User Id

Powered by Sharp Point Ltd. [www.sharppoint.com.hk]

Disclaimer

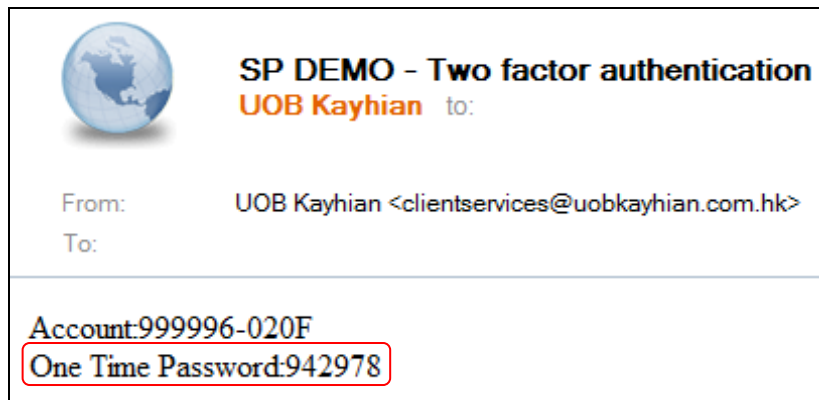
I have reviewed and confirm the accuracy of my instruction before entering it, and I hereby undertake that my instructions and all information supplied by me in connection therewith are true and accurate. I agree to indemnify you on demand for any losses, damages, costs expenses or claims which you may suffer arising from your reliance on the instructions or information I have given through or in connection with this service.

I instruct you to execute my instructions without further reference

☐ Auto Re-login

Accept & Login Cancel FAQ

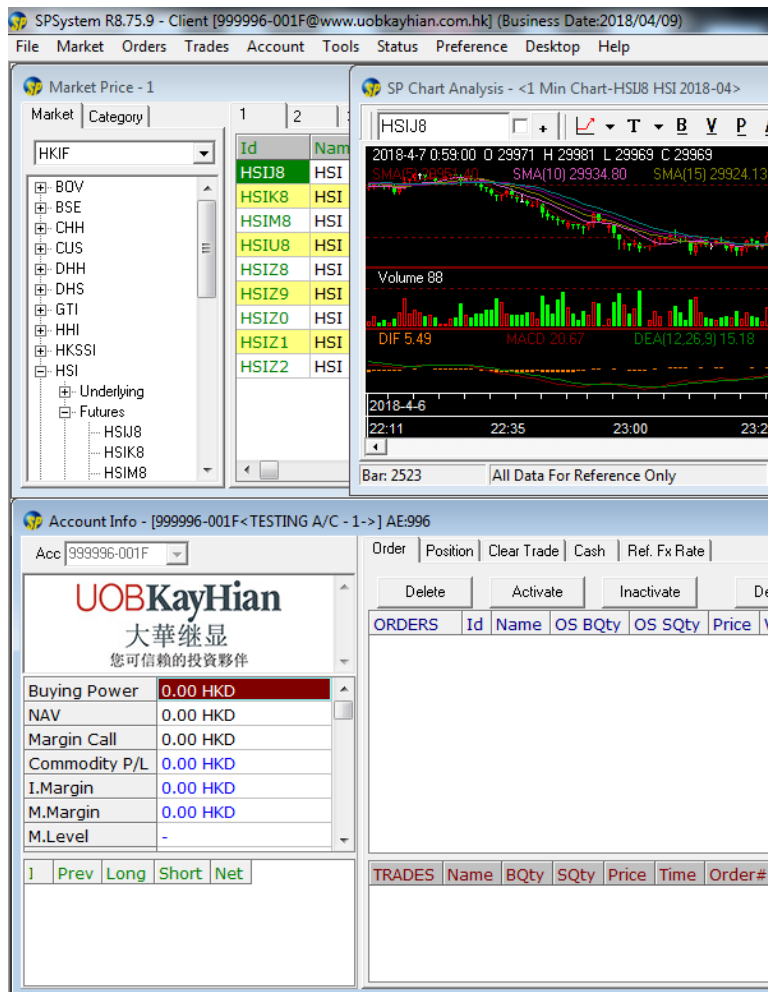
Step 3) While logging in, the system will automatically send an Authentication Code to your registered email. Please enter the 6-digit Authentication Code acquired from the registered email



Step 4) Enter the Authentication Code and register



Complete – Upon successful login, you have registered Two-factor Authentication for the device successfully



Register on UTRADE HK Futures Mobile Apps (SPTrader Pro HD)

Step 1: Download or update UTRADE HK Futures (SPTrader Pro HD), and open the app

iOS Version:

10.23 or above (Search and download "SPTrader Pro HD" on App Store)

Android Version:

11.4 or above (Search and download "SPTrader Pro HD" on Google Play)

Step 2: Enter "User Id" and "Password", and login as usual

csll 4G 11:01 93%

UTRADE

Profile UOB Futures + [icon]

Host futures.utrade.com.hk (HK)

User Id 999996-002F [x] [check] Save

Password [] [] Port 80

Login

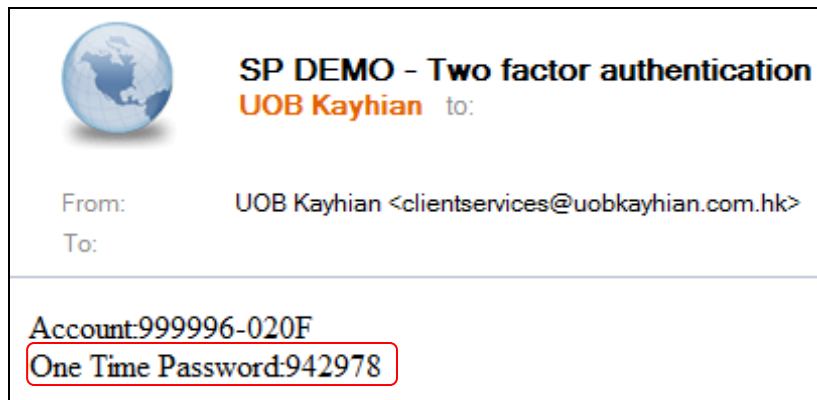
[Version: 10.29.1]

SP Powered by Sharp Point Ltd
[www.sharppoint.com.hk]

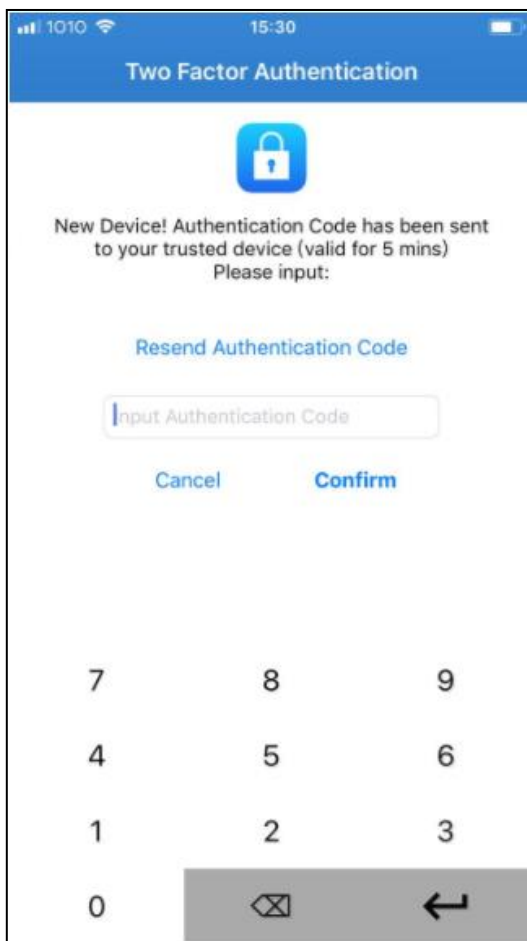
English 繁體中文 简体中文

09:37:41 Please login

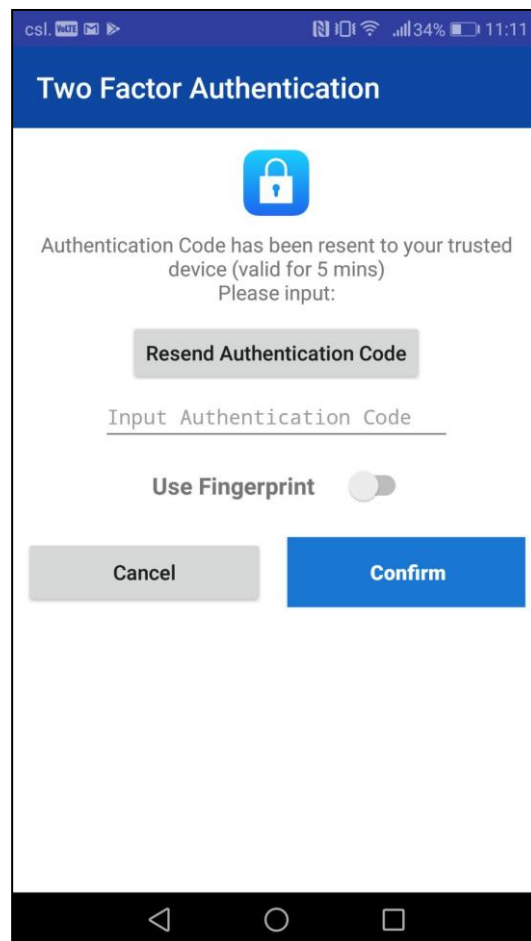
Step 3) While logging in, the system will automatically send an Authentication Code to your registered email. Please enter the 6-digit Authentication Code acquired from the registered email



Step 4) Enter the Authentication Code and register for Two-factor Authentication service

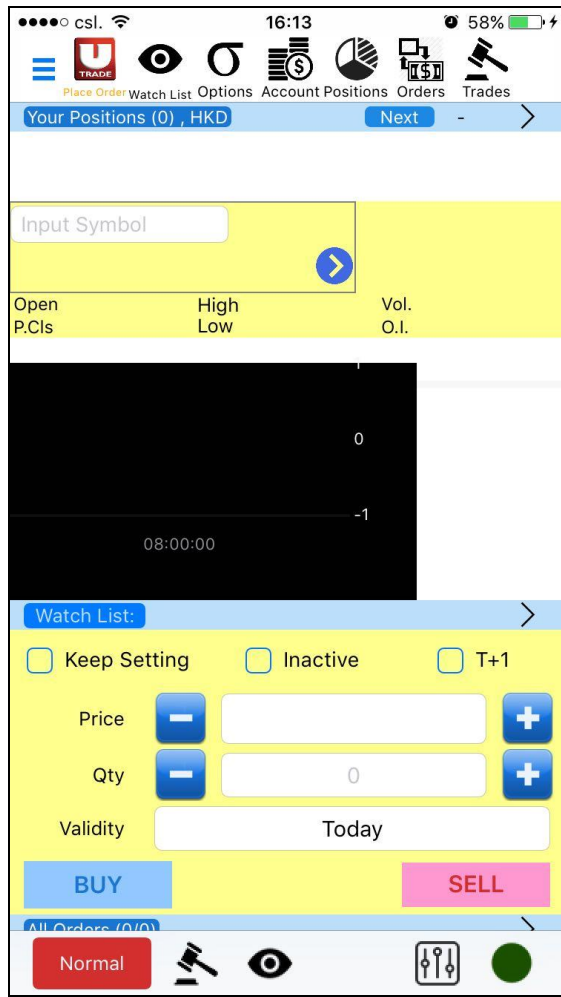


iOS Version



Android Version

Complete – Upon successful login, you have registered Two-factor Authentication for the device successfully



Frequently Asked Questions**1. How many devices can I register for the Two-factor Authentication?**

Maximum of 5 devices (including computers, mobiles and tablets) can be registered for each account.

2. What should I do if I would like to change/ remove my registered device(s)?

- i) On UTRADE Futures web program, click "File" → "Device Security Management" → Double click the registered device you would like to remove, and the designated registered device can be removed. You could then register a new device for Two-factor Authentication service
- ii) On UTRADE HK Futures (SPTrader Pro HD), click "Menu" → "Device Security Management" → Press and hold the designated device you would like to remove → click "Remove". You could then register a new device for Two-factor Authentication service (This function is currently unavailable on Android mobile app. If you would like to change/ remove your registered device(s), please use UTRADE Futures web program.)

3. Do I need to register for Two-factor Authentication service upon each login?

No, you are only required to register for each device ONCE a year.

4. What is the effective period for the registered Two-factor Authentication service?

The effective period of the registration is 1 year and you need to re-register all your device(s) after 1 year.

5. What should I do if I would like to amend my registered email?

If you would like to amend your registered email, please fill in "Change Of Information Notice" and mail the hard copy to your Account Manager or Client Services Department.

You may visit the below link to download "Change Of Information Notice" Form:

https://drive.utrade.com.hk/UTRADE_Download/Document/change-of-information-en.pdf

6. **Other than the Two-factor Authentication, is there any additional security measure upon login?**

You may also apply an additional security measure to enhance the security by enabling fingerprint authentication on Android devices and/ or Touch ID on iOS devices.

Should you have any enquiry, please contact us at +852 2136 1818 or email to clientservices@uobkayhian.com.hk